


Phenolic Boxes

Carlton® Brown Phenolic Boxes

New Fire Rating! Carlton® phenolic boxes can be installed in the same stud cavity of a shared two-hour wall. They may also face opposite directions with only a 3" horizontal separation — ideal for multi-family construction!

- All Phenolic boxes are listed to UL514C
- All Phenolic boxes are listed for masonry walls
- All Phenolic boxes are UL® Classified for 2-hr. fire wall and/or fire ceiling
- All Phenolic boxes meet NEMA OS-2
- All Phenolic boxes are permissible for use with 90° C conductors
- UL® File E11461 and R9140

One-Gang Nail-On 9.0–18.0 Cu. In.



| CAT. NO. | SIZE CU. IN. | MOUNTING MEANS | DESCRIPTION | DIMENSIONS (IN.) | STD. CTN. |
|----------|--------------|-----------------------|-------------|--|-----------|
| 2050-UB | 9.0 | Bottom Nails | — | 3 ⁵ / ₁₆ L x 2 ¹ / ₄ W x 1 ¹³ / ₁₆ D | 100 |
| 2070 | 14.0 | Bottom Nails | — | 3 ⁵ / ₁₆ L x 2 ¹ / ₄ W x 2 ⁵ / ₈ D | 100 |
| 2030 | 16.0 | Bottom Nails | — | 3 ⁵ / ₁₆ L x 2 ¹ / ₂ W x 2 ¹ / ₁₆ D | 100 |
| 1040 | 18.0 | Compound Angled Nails | — | 3 ⁵ / ₁₆ L x 2 ¹ / ₂ W x 3 ¹ / ₈ D | 100 |
| 1240 | 18.0 | Recessed Angled Nails | — | 3 ¹¹ / ₁₆ L x 2 ¹ / ₄ W x 3 ⁵ / ₈ D | 100 |
| 2000 | 18.0 | Bottom Nails | "Classic" | 3 ¹¹ / ₁₆ L x 2 ¹ / ₄ W x 3 ¹ / ₈ D | 100 |

One-Gang Nail-On 20.3–22.5 Cu. In.



| CAT. NO. | SIZE CU. IN. | MOUNTING MEANS | DESCRIPTION | DIMENSIONS (IN.) | STD. CTN. |
|-----------|--------------|-----------------------|-------------|--|-----------|
| 1250-UB | 20.3 | Recessed Angled Nails | — | 3 ⁷ / ₈ L x 2 ³ / ₈ W x 3 ¹ / ₈ D | 100 |
| 1250-UB-S | 20.3 | Recessed Angled Nails | — | 3 ⁷ / ₈ L x 2 ³ / ₈ W x 3 ¹ / ₈ D | 100 |
| 1050-UB | 21.0 | Compound Angled Nails | — | 3 ⁷ / ₈ L x 2 ⁵ / ₁₆ W x 3 ¹ / ₈ D | 50 |
| 1260 | 22.5 | Recessed Angled Nails | — | 3 ⁷ / ₈ L x 2 ³ / ₈ W x 3 ² / ₁₆ D | 50 |
| 1260-S | 22.5 | Recessed Angled Nails | — | 3 ⁷ / ₈ L x 2 ³ / ₈ W x 3 ² / ₁₆ D | 50 |

Phenolic Boxes

One-Gang Brackets 16.0–20.3 Cu. In.



2030-502



2030-702



2000-738



1250-112



| CAT. NO. | SIZE CU. IN. | MOUNTING MEANS | DESCRIPTION | DIMENSIONS (IN.) | STD. CTN. |
|----------|--------------|--|-------------|--------------------|-----------|
| 2030-502 | 16.0 | ½" Offset Bracket for Wood/Steel Studs | — | 3⅞ L x 2¼ W x 2⅞ D | 100 |
| 2030-702 | 16.0 | ¼" Offset Bracket for Wood/Steel Studs | — | 3⅞ L x 2¼ W x 2⅞ D | 100 |
| 2000-738 | 18.0 | ¾" Offset Bracket for Wood/Steel Studs | — | 3⅞ L x 2¼ W x 2⅞ D | 100 |
| 1250-112 | 20.3 | ½" Offset Bracket for Wood/Steel Studs | — | 3⅞ L x 2¼ W x 2⅞ D | 50 |

Two-Gang Nail-On 27.5–40.5 Cu. In.



1032-C



1032-UB



1052-C



1052-C-SQ



1052-PC



1052-UB



1072



1072-C



| CAT. NO. | SIZE CU. IN. | MOUNTING MEANS | DESCRIPTION | DIMENSIONS (IN.) | STD. CTN. |
|-----------|--------------|-----------------------|-------------------------|---------------------|-----------|
| 1032-C | 27.5 | Compound Angled Nails | High Clamps | 3⅞ L x 4⅞ W x 2⅞ D | 50 |
| 1032-UB | 27.5 | Compound Angled Nails | #36 Clamps, Bulk Packed | 3⅞ L x 4⅞ W x 2⅞ D | 50 |
| 1052-C | 32.5 | Compound Angled Nails | High Clamps | 3⅞ L x 4⅞ W x 2⅞ D | 50 |
| 1052-C-SQ | 32.5 | Angled Screws | High Clamps | 3⅞ L x 4⅞ W x 2⅞ DD | 50 |
| 1052-PC | 32.5 | Compound Angled Nails | Non-Metallic Clamps | 3⅞ L x 4⅞ W x 2⅞ D | 50 |
| 1052-UB | 32.5 | Compound Angled Nails | #36 Clamps, Bulk Packed | 3⅞ L x 4⅞ W x 2⅞ D | 50 |
| 1072 | 40.5 | Compound Angled Nails | #36 Clamps, Bulk Packed | 3⅞ L x 4⅞ W x 2⅞ D | 50 |
| 1072-C | 40.5 | Compound Angled Nails | High Clamps | 3⅞ L x 4⅞ W x 2⅞ D | 50 |
| 1072-C-SQ | 40.5 | Angled Screws | High Clamps | 3⅞ L x 4⅞ W x 2⅞ D | 50 |
| 1072-PC | 40.5 | Compound Angled Nails | Non-Metallic Clamps | 3⅞ L x 4⅞ W x 2⅞ D | 50 |

Boxes & Covers — Carlon® Non-Metallic Boxes

Phenolic Boxes

Two-Gang Brackets 24.0–34.0 Cu. In.



7072-2



7072-202



7072-N02



6062-402



6062-4-UB



7002-2



7002-202



2002-738



2002-738-C




2002-R-C



| CAT. NO. | SIZE CU. IN. | MOUNTING MEANS | DESCRIPTION | DIMENSIONS (IN.) | STD. CTN. |
|--------------|--------------|--|---|---|-----------|
| 7072-2 | 24.0 | #2 Bottom Bracket and Wire Support | High Clamps | 3 ¹ / ₁₆ L x 4 W x 2 ³ / ₄ D | 50 |
| 7072-202 | 24.0 | #2 Bottom Bracket and Wire Support | #36 Clamps, Bulk Packed | 3 ¹ / ₁₆ L x 4 W x 2 ³ / ₄ D | 50 |
| 7072-N02 | 24.0 | "N" Bracket | #36 Clamps | 3 ¹ / ₁₆ L x 4 W x 2 ³ / ₄ D | 50 |
| 6062-402 | 25.0 | Ears, #4 Swing Bracket | #36 Clamps, Bulk Packed | 3 ³ / ₈ L x 4 ¹ / ₁₆ W x 2 ¹ / ₂ D | 50 |
| 6062-4-UB | 25.0 | Ears, #4 Swing Bracket | High Clamps | 3 ³ / ₈ L x 4 ¹ / ₁₆ W x 2 ¹ / ₂ D | 50 |
| 6062-4-UB-SQ | 25.0 | Angled Screws | High Clamps | 3 ³ / ₈ L x 4 ¹ / ₁₆ W x 2 ¹ / ₂ D | 50 |
| 7002-2 | 32.5 | #2 Bottom Bracket and Wire Support | High Clamps | 3 ¹ / ₄ L x 4 W x 3 ⁵ / ₈ D | 50 |
| 7002-202 | 32.5 | #2 Bottom Bracket and Wire Support | #36 Clamps, Bulk Packed | 3 ¹ / ₄ L x 4 W x 3 ⁵ / ₈ D | 50 |
| 2002-738 | 34.0 | 3 ¹ / ₈ " Offset Brackets for Wood/Steel Studs & #36 Clamps, Bulk Packet | 3 ¹ / ₈ " Offset Wallboard Tabs | 3 ¹ / ₁₆ L x 4 ³ / ₁₆ W x 3 ¹ / ₄ D | 50 |
| 2002-738-C | 34.0 | 3 ¹ / ₈ " Offset Brackets for Wood/Steel Studs Tabs & High Clamps | 3 ¹ / ₈ " Offset Wallboard | 3 ¹ / ₁₆ L x 4 ³ / ₁₆ W x 3 ¹ / ₄ D | 50 |
| 2002-R-C | 34.0 | "R" Bracket | High Clamps | 3 ³ / ₈ L x 4 ³ / ₃₂ W x 3 ¹ / ₄ D | 50 |

Phenolic Boxes

Three-Gang Nail-On 42.9–58.5 Cu. In.



| CAT. NO. | SIZE CU. IN. | MOUNTING MEANS | DESCRIPTION | DIMENSIONS (IN.) | STD. CTN. |
|-----------|--------------|------------------------|-------------------------|---|-----------|
| 1043 | 42.9 | Compound Angled Nails | #36 Clamps, Bulk Packed | 3 $\frac{3}{8}$ L x 5 $\frac{1}{8}$ W x 2 $\frac{3}{4}$ D | 20 |
| 1043-C | 42.9 | Compound Angled Nails | High Clamps | 3 $\frac{3}{8}$ L x 5 $\frac{1}{8}$ W x 2 $\frac{3}{4}$ D | 20 |
| 1043-C-SQ | 42.9 | Angled Screws | High Clamps | 3 $\frac{3}{8}$ L x 5 $\frac{1}{8}$ W x 2 $\frac{3}{4}$ D | 20 |
| 1063 | 58.5 | Compound Angled Nails | #36 Clamps, Bulk Packed | 3 $\frac{2}{2}$ L x 5 $\frac{1}{8}$ W x 3 $\frac{2}{2}$ D | 20 |
| 1063-C | 58.5 | Compound Angled Nails | High Clamps | 3 $\frac{2}{2}$ L x 5 $\frac{1}{8}$ W x 3 $\frac{2}{2}$ D | 20 |
| 1063-C-SQ | 58.5 | Compound Angled Screws | High Clamps | 3 $\frac{2}{2}$ L x 5 $\frac{1}{8}$ W x 3 $\frac{2}{2}$ D | 20 |

Three-Gang Brackets 35.5–37.0 Cu. In.



| CAT. NO. | SIZE CU. IN. | MOUNTING MEANS | DESCRIPTION | DIMENSIONS (IN.) | STD. CTN. |
|-------------|--------------|--|-------------------------|---|-----------|
| 7073-2 | 35.5 | #2 Bottom Bracket and Wire Support | High Clamps | 3 $\frac{3}{8}$ L x 5 $\frac{1}{8}$ W x 2 $\frac{3}{4}$ D | 100 |
| 7073-202 | 35.5 | #2 Bottom Bracket and Wire Support | #36 Clamps, Bulk Packed | 3 $\frac{3}{8}$ L x 5 $\frac{1}{8}$ W x 2 $\frac{3}{4}$ D | 100 |
| 7073-238-02 | 35.5 | Two $\frac{3}{8}$ " Offset Brackets for Wood/Steel Studs | #36 Clamps, Bulk Packed | 3 $\frac{3}{8}$ L x 5 $\frac{1}{8}$ W x 2 $\frac{3}{4}$ D | 100 |
| 6063-4 | 37.0 | Ears, #4 Swing Bracket | High Clamps | 3 $\frac{3}{8}$ L x 5 $\frac{1}{8}$ W x 2 $\frac{1}{2}$ D | 100 |
| 6063-402 | 37.0 | Ears, #4 Swing Bracket | #36 Clamps, Bulk Packed | 3 $\frac{3}{8}$ L x 5 $\frac{1}{8}$ W x 2 $\frac{1}{2}$ D | 50 |

Phenolic Boxes

Four-Gang Brackets 48.0–60.0 Cu. In.

Boxes & Covers — Carlton® Non-Metallic Boxes



7074-02-BH



7074-BH



2004-02-BH



2004-BH



2004-238



2004-238-02



| CAT. NO. | SIZE CU. IN. | MOUNTING MEANS | DESCRIPTION | DIMENSIONS (IN.) | STD. CTN. |
|-------------|--------------|---|-------------------------|--|-----------|
| 7074-02 BH | 48.0 | Side Bracket & Stabilizing Bar | #36 Clamps, Bulk Packed | 3 ⁵ / ₁₆ L x 7 ⁵ / ₈ W x 2 ⁵ / ₈ D | 10 |
| 7074 BH | 48.0 | Side Bracket & Stabilizing Bar | High Clamps | 3 ⁵ / ₁₆ L x 7 ⁵ / ₈ W x 2 ⁵ / ₈ D | 10 |
| 2004-02-BH | 60.0 | Side Bracket & Stabilizing Bar | #36 Clamps, Bulk Packed | 3 ⁵ / ₈ L x 7 ²³ / ₃₂ W x 3 ¹ / ₁₆ D | 10 |
| 2004-BH | 60.0 | Side Bracket & Stabilizing Bar | High Clamps | 3 ⁵ / ₈ L x 7 ²³ / ₃₂ W x 3 ¹ / ₁₆ D | 10 |
| 2004-238 | 60.0 | Two 3/8" Offset Brackets for Wood/Steel Studs | High Clamps | 3 ⁵ / ₈ L x 7 ²³ / ₃₂ W x 3 ¹ / ₁₆ D | 20 |
| 2004-238-02 | 60.0 | Two 3/8" Offset Brackets for Wood/Steel Studs | #36 Clamps, Bulk Packed | 3 ⁵ / ₈ L x 7 ²³ / ₃₂ W x 3 ¹ / ₁₆ D | 20 |

Phenolic Boxes


4" Square Boxes Nail-On Brackets 16.0–30.0 Cu. In.



| CAT. NO. | SIZE CU. IN. | MOUNTING MEANS | DESCRIPTION | DIMENSIONS (IN.) | STD. CTN. |
|-----------|--------------|---|-------------------------|--------------------|-----------|
| 4020-1 | 16.0 | ½" Raised Face Bracket for Wood/Steel Studs | High Clamps | 4⅞ L x 4⅞ W x 1¼ D | 50 |
| 4020-1-02 | 16.0 | ½" Raised Face Bracket for Wood/Steel Studs | #36 Clamps, Bulk Packed | 4⅞ L x 4⅞ W x 1¼ D | 50 |
| 4000-02 | 30.0 | Nails or Screws, Bulk Packed | #36 Clamps, Bulk Packed | 4¼ L x 4¼ W x 2⅝ D | 50 |
| 4000-1-UB | 30.0 | ½" Raised Face Bracket for Wood/Steel Studs | High Clamps | 4¼ L x 4¼ W x 2⅝ D | 50 |
| 4000-N | 30.0 | "N" Bracket | High Clamps | 4¼ L x 4¼ W x 2⅝ D | 50 |
| 4000-N02 | 30.0 | "N" Bracket with Nails | #36 Clamps, Bulk Packed | 4¼ L x 4¼ W x 2⅝ D | 50 |



Plaster Rings and Covers for 4" Square Boxes



| CAT. NO. | SIZE CU. IN. | DESCRIPTION | DIMENSIONS (IN.) | STD. CTN. |
|----------|--------------|---|--------------------|-----------|
| 4041 | — | 4" Square Flat Back | 4¼ L x 4¼ W x 4¼ D | 100 |
| 4042-12 | 4.0 | 4" Square Single-Gang Plaster Ring, ½" Offset | 4¼ L x 4¼ W x 4¼ D | 100 |
| 4043 | 4.5 | 4" Square Plaster Ring for 3¼" Fixture, ½" Offset | 4⅜ L x 4⅜ W x 4⅜ D | 100 |
| 4022-12 | 7.0 | 4" Square Two-Gang Plaster Ring, ½" Offset | 4⅜ L x 4⅜ W x 4⅜ D | 50 |



Boxes & Covers — Carlton® Non-Metallic Boxes

Phenolic Boxes

One-Gang Brackets




16.0–18.0 Cu. In.



| CAT. NO. | SIZE CU. IN. | MOUNTING MEANS | DESCRIPTION | DIMENSIONS (IN.) | STD. CTN. |
|------------|--------------|-------------------------|-------------------------|---|-----------|
| 6000-402 • | 16.0 | Ears, #8 Swing Brackets | No Clamp Blocks | 2 $\frac{3}{8}$ L x 2 $\frac{3}{8}$ W x 2 $\frac{3}{16}$ D | 50 |
| 6010-402 | 16.0 | Ears, #4 Swing Brackets | Bulk PK Clamps | 3 $\frac{3}{8}$ L x 2 $\frac{1}{2}$ opening; 4 $\frac{1}{16}$ overall x 2 $\frac{1}{8}$ D | 100 |
| 6010-4-PC | 16.0 | Ears, #4 Swing Brackets | Non-Metallic Clamps | 3 $\frac{3}{8}$ L x 2 $\frac{3}{8}$ W x 2 $\frac{1}{8}$ D | 100 |
| 6010-4-UB | 16.0 | Ears, #4 Swing Brackets | High Clamps | 3 $\frac{3}{8}$ L x 2 $\frac{3}{8}$ W x 2 $\frac{1}{8}$ D | 100 |
| 6060-02 | 16.0 | Ears | — | 3 $\frac{1}{4}$ L x 2 $\frac{3}{16}$ W x 2 $\frac{1}{16}$ D | 100 |
| 6060-402 | 16.0 | Ears, #4 Swing Brackets | No Clamp Blocks | 3 $\frac{3}{8}$ L x 2 $\frac{3}{8}$ W x 2 $\frac{3}{16}$ D | 100 |
| 6070-402 | 18.0 | Ears, #4 Swing Brackets | #36 Clamps, Bulk Packed | 3 $\frac{3}{8}$ L x 2 $\frac{3}{8}$ W x 3 $\frac{1}{4}$ D | 50 |
| 6070-4-UB | 18.0 | Ears, #4 Swing Brackets | High Clamps | 3 $\frac{3}{8}$ L x 2 $\frac{3}{8}$ W x 3 $\frac{1}{4}$ D | 50 |

• Not UL Listed, UL Recognized component.




7.5–14.0 Cu. In.



| CAT. NO. | SIZE CU. IN. | MOUNTING MEANS | DESCRIPTION | DIMENSIONS (IN.) | STD. CTN. |
|-----------|--------------|--------------------------|-----------------|---|-----------|
| 7090 | 7.5 | Ears | — | 3 $\frac{1}{4}$ L x 2 $\frac{1}{4}$ W x 1 $\frac{1}{16}$ D | 100 |
| 6020-402 | 8.0 | Ears, #4 Swing Brackets | Ears | 3 $\frac{7}{16}$ L x 2 $\frac{1}{4}$ W x 1 $\frac{3}{4}$ D | 100 |
| 7060 | 9.0 | Ears | Ears | 3 $\frac{7}{16}$ L x 2 $\frac{1}{4}$ W x 1 $\frac{3}{4}$ D | 100 |
| 7020-8 | 10.0 | Ears, #8 Swing Brackets | High Clamps | 3 $\frac{1}{4}$ L x 2 $\frac{3}{16}$ W x 2 $\frac{1}{4}$ D | 50 |
| 6050-4-UB | 10.5 | Ears, #4 Swing Brackets | High Clamps | 3 $\frac{1}{2}$ L x 2 $\frac{1}{4}$ W x 2 $\frac{1}{8}$ D | 100 |
| 7010 | 12.5 | Ears Clamps | High | 3 $\frac{3}{4}$ L x 2 $\frac{3}{16}$ W x 2 $\frac{1}{16}$ D | 100 |
| 7010-8 | 12.5 | Ears, #8 Snap-In Bracket | High Clamps | 3 $\frac{3}{4}$ L x 2 $\frac{3}{16}$ W x 2 $\frac{1}{16}$ D | 50 |
| 6090-402 | 14.0 | Ears, #4 Swing Brackets | No Clamp Blocks | 3 $\frac{3}{8}$ L x 2 $\frac{3}{8}$ W x 2 $\frac{1}{2}$ D | 100 |

Phenolic Boxes

Nail-On



3½" Nail-On 13.5–22.8 Cu. In.



| CAT. NO. | SIZE CU. IN. | MOUNTING MEANS | DESCRIPTION | DIMENSIONS (IN.) | STD. CTN. |
|-------------|--------------|----------------------------------|--|------------------|-----------|
| 3060 † | 3.5 | Nails or Screw Mount, 3/16" O.D. | See NEC-725-2, 725-51, 725-52, Class 2 | 3½ Dia. x 5/8 D | 100 |
| 3090-N • | 13.5 | "N" Bracket | High Clamps | 3½ Dia. x 2½ D | 50 |
| 3090-N-40 • | 13.5 | "N" Bracket | High Clamps & #40 Ground Strap | 3½ Dia. x 2½ D | 50 |
| 3090-N-S • | 13.5 | "N" Bracket with Screws | High Clamps & #36 Clamps, Bulk Packed | 3½ Dia. x 2½ D | 50 |
| 3190 • | 22.8 | Compound Angled Nails | #36 Clamps, Bulk Packed | 3½ Dia. x 3¼ D | 50 |
| 3190-C • | 22.8 | Compound Angled Nails | High Clamps | 3½ Dia. x 3¼ D | 50 |
| 3190-PC • | 22.8 | Compound Angled Nails | Non-Metallic Clamps | 3½ Dia. x 3¼ D | 50 |

• Listed for fixture support up to 50 lbs.

† Not UL Listed.

Flanged



3½" Flanged for Manufactured Housing 11.5–20.5 Cu. In.




| CAT. NO. | SIZE CU. IN. | MOUNTING MEANS | DESCRIPTION | DIMENSIONS (IN.) | STD. CTN. |
|--------------|--------------|--|--|------------------|-----------|
| 3030-02-40 • | 11.5 | Screw Mount (4¾" O.D. Flange or Flash Ring) Box O.D. 3½" | #36 Clamps, Bulk Packed & #40 Ground Strap | 3½ Dia. x 1¾ D | 100 |
| 3030 • | 14.0 | | High Clamps | 3½ Dia. x 1¾ D | 100 |
| 3030-02 • | 14.0 | | #36 Clamps, Bulk Packed | 3½ Dia. x 1¾ D | 100 |
| 3030PC • | 14.0 | | Non-Metallic Clamps | 3½ Dia. x 1¾ D | 100 |
| 3000 • | 20.5 | | High Clamps | 3½ Dia. x 2¾ D | 50 |
| 3000-02 • | 20.5 | | #36 Clamps, Bulk Packed | 3½ Dia. x 2¾ D | 50 |
| 3000-PC • | 20.5 | | Non-Metallic Clamps | 3½ Dia. x 2¾ D | 50 |

• Listed for fixture support up to 50 lbs.

Phenolic Boxes

4" Nail-On Brackets



13.5–21.5 Cu. In



| CAT. NO. | SIZE CU. IN. | MOUNTING MEANS | DESCRIPTION | DIMENSIONS (IN.) | STD. CTN. |
|-------------|--------------|-------------------------------------|-------------------------|-------------------|-----------|
| 4060-02 • | 13.5 | Nail or Screws | #36 Clamps, Bulk Packed | 4 Dia. x 1 1/8" D | 100 |
| 4060-N02 • | 13.5 | "N" Bracket, Bulk Packed with Nails | #36 Clamps | 4 Dia. x 1 1/8" D | 50 |
| 4160-UB • | 16.0 | Compound Angled Side Nails | #36 Clamps, Bulk Packed | 4 Dia. x 1 1/8" D | 50 |
| 4070-302 • | 20.8 | #3 Bracket | #36 Clamps, Bulk Packed | 4 Dia. x 2 1/8" D | 50 |
| 4070-N • | 20.8 | "N" Bracket with Nails | High Clamps | 4 Dia. x 2 1/8" D | 50 |
| 4070-N02 • | 20.8 | "N" Bracket with Nails | #36 Clamps, Bulk Packed | 4 Dia. x 2 1/8" D | 50 |
| 4070-N-SQ • | 20.8 | "N" Bracket with screws | High Clamps | 4 Dia. x 2 1/8" D | 50 |
| 4170 • | 21.5 | Compound Angled Side Nails | #36 Clamps, Bulk Packed | 4 Dia. x 2 1/8" D | 50 |
| 4170-C • | 21.5 | Compound Angled Side Nails | High Clamps | 4 Dia. x 2 1/8" D | 50 |

• Listed for fixture support up to 50 lbs.


4" Round Outlet Box

21.5 Cu. In.



| CAT. NO. | SIZE CU. IN. | MOUNTING MEANS | DIMENSIONS (IN.) | STD. CTN. |
|--------------|--------------|-------------------|------------------|-----------|
| 4170-CFB • | 21.5 | — | 4 1/8" Dia. | 10 |
| 4170-CFB-S • | 21.5 | Steel Stud Screws | 4 1/8" Dia. | 10 |
| 4170-3-CFB • | 21.5 | 3" Bracket | 4 1/8" Dia. | 10 |

• UL Listed for support of light fixtures of up to 50 lbs. or ceiling fans up to 35 lbs.



Phenolic Boxes

3½" Ceiling Box with Bar Hanger




13.5–22.8 Cu. In.

| CAT. NO. | SIZE CU. IN. | MOUNTING MEANS | DESCRIPTION | DIMENSIONS (IN.) | STD. CTN. |
|--------------|--------------|------------------------------------|--------------------------------|------------------|-----------|
| 3090-94 • | 13.5 | 16" Bar Hanger, 12¼" Min.–19" Max. | High Clamps | 3½ Dia. x 2½ D | 50 |
| 3090-94-40 • | 13.5 | 16" Bar Hanger, 12¼" Min.–19" Max. | High Clamps & #40 Ground Strap | 3½ Dia. x 2½ D | 50 |
| 3090-95 • | 13.5 | 24" Bar Hanger, 16½" Min.–27" Max. | High Clamps | 3½ Dia. x 2½ D | 50 |
| 3090-95-40 • | 3.5 | 24" Bar Hanger, 16½" Min.–27" Max. | High Clamps & #40 Ground Strap | 3½ Dia. x 2½ D | 50 |
| 3190-C-94 • | 22.8 | 16" Bar Hanger | High Clamps | 3½ Dia. x 2½ D | 25 |
| 3190-C-95 • | 22.8 | 24" Bar Hanger | High Clamps | 3½ Dia. x 2½ D | 25 |

• Listed for fixture support up to 50 lbs.

4" Outlet Boxes with Bar Hanger



13.5–20.8 Cu. In.

| CAT. NO. | SIZE CU. IN. | MOUNTING MEANS | DESCRIPTION | DIMENSIONS (IN.) | STD. CTN. |
|----------------|--------------|---|-------------------------|------------------|-----------|
| 4060-9402 • | 13.5 | 16" Bar Hanger | #36 Clamps, Bulk Packed | 4 Dia. x 1½ D | 50 |
| 4060-9502 • | 13.5 | 24" Bar Hanger | #36 Clamps, Bulk Packed | 4 Dia. x 1½ D | 50 |
| 4070-94 • | 20.8 | 16" Bar Hanger, 12¼" Min.–19" Max. | High Clamps | 4 Dia. x 2½ D | 50 |
| 4070-9402 • | 20.8 | 16" Bar Hanger, 12¼" Min.–19" Max. | #36 Clamps, Bulk Packed | 4 Dia. x 2½ D | 50 |
| 4070-95 • | 20.8 | 24" Bar Hanger, 16½" Min.–27" Max. | High Clamps | 4 Dia. x 2½ D | 50 |
| 4070-9502 • | 20.8 | 24" Bar Hanger, 16½" Min.–27" Max. | #36 Strap, Bulk Packed | 4 Dia. x 2½ D | 50 |
| 4070-95-40 • | 20.8 | 24" Bar Hanger, 16½" Min.–27" Max. | Ground Strap | 4 Dia. x 2½ D | 50 |
| 4070-95-PC • | 20.8 | 24" Bar Hanger, 16½" Min.–27" Max. | Non-Metallic Clamps | 4 Dia. x 2½ D | 50 |
| 4070-CFB-BHL † | 20.8 | 24" Bar Hanger, 12" to 24" Maximum Center | — | 4¼ Dia. x 2½ D | 10 |

• Listed for fixture support up to 50 lbs.

† UL Listed for support of light fixtures of up to 50 lbs. or ceiling fans up to 35 lbs.


Phenolic Boxes

Plaster Rings and Covers for 4" Outlet Boxes



| CAT. NO. | SIZE CU. IN. | DESCRIPTION | DIMENSIONS (IN.) | STD. CTN. |
|------------|--------------|---|------------------|-----------|
| 3051 | — | Round Flat Blank, Fits #3000, #3020 & #3030 Boxes Only | 3/4 Dia. | 100 |
| 4051 | — | Round Blank or Pendant, ²⁵ / ₆₄ " Diameter Knockout | 3/4-4 Dia. | 100 |
| 4052 BROWN | — | Round Flat Blank with 4" O.D. | 3/4-4 Dia. | 100 |
| 4052 IVORY | — | Round Flat Blank with 4" O.D. | 3/4-4 Dia. | 100 |
| 4052 WHITE | — | Round Flat Blank with 4" O.D. | 3/4-4 Dia. | 100 |
| 4061 | 4.5 | Round Plaster Ring, 1/2" Offset for 3/4" Mounting | 4 Dia. | 100 |
| 4062 BROWN | — | Round Flat Blank with 4 1/2" O.D. | 4 Dia. | 100 |
| 4062 IVORY | — | Round Flat Blank with 4 1/2" O.D. | 4 Dia. | 100 |
| 4062 WHITE | — | Round Flat Blank with 4 1/2" O.D. | 4 Dia. | 100 |

Ceiling Boxes — Old Work



3 1/2" Brackets 14.0–20.5 Cu. In.

| CAT. NO. | SIZE CU. IN. | MOUNTING MEANS | DESCRIPTION | DIMENSIONS (IN.) | STD. CTN. |
|-------------|--------------|--------------------|--------------------------------|----------------------|-----------|
| 3080 † | 14.0 | Ears | High Clamps | 3 1/2 Dia. x 2 1/2 D | 50 |
| 3080-9 • | 14.0 | #9 Snap-In Bracket | High Clamps | 3 1/2 Dia. x 2 1/2 D | 50 |
| 3080-902 • | 14.0 | #9 Snap-In Bracket | #36 Clamps Bulk Packed | 3 1/2 Dia. x 2 1/2 D | 50 |
| 3080-9-40 • | 14.0 | #9 Snap-In Bracket | High Clamps & #40 Ground Strap | 3 1/2 Dia. x 2 1/2 D | 50 |
| 3080-9-PC • | 14.0 | #9 Snap-In Bracket | Non-Metallic Clamps | 3 1/2 Dia. x 2 1/2 D | 50 |
| 3080-9-SQ | 14.0 | #9 Snap-In Bracket | High Clamps | 3 1/2 Dia. x 2 1/2 D | 50 |
| 3080-SQ | 14.0 | Ears | High Clamps | 3 1/2 Dia. x 2 1/2 D | 50 |
| 3000-9-PC | 20.5 | #9 Snap-In Bracket | Non-Metallic Clamps | 3 1/2 Dia. x 2 1/2 D | 50 |
| 3000-9-UB • | 20.5 | #9 Snap-In Bracket | High Clamps | 3 1/2 Dia. x 2 1/2 D | 50 |

• Listed for fixture support up to 15 lb. in walls only.

† Listed for fixture support up to 50 lbs.

Phenolic Boxes

One-Gang

9.8–14.0 Cu. In.



| CAT. NO. | SIZE CU. IN. | MOUNTING MEANS | DIMENSIONS (IN.) | STD. CTN. |
|--------------|--------------|----------------|--------------------|-----------|
| 5060 BROWN • | 9.8 | Screws | 4½ L x 2¾ W x 1½ D | 100 |
| 5060 IVORY | 9.8 | Screws | 4½ L x 2¾ W x 1½ D | 100 |
| 5060 WHITE | 9.8 | Screws | 4½ L x 2¾ W x 1½ D | 100 |
| 5070 BROWN • | 14.0 | Screws | 4½ L x 2¾ W x 1½ D | 100 |
| 5070 IVORY | 14.0 | Screws | 4½ L x 2¾ W x 1½ D | 100 |
| 5070 WHITE | 14.0 | Screws | 4½ L x 2¾ W x 1½ D | 100 |

• Note: Only the "Brown" is Phenolic — the White and Ivory are a urea material.



5060 BROWN



5060 IVORY



5060 WHITE



5070 BROWN



5070 IVORY



5070 WHITE

Two-Gang

23.8 Cu. In.



| CAT. NO. | SIZE CU. IN. | MOUNTING MEANS | DIMENSIONS (IN.) | STD. CTN. |
|--------------|--------------|----------------|--------------------|-----------|
| 5072 BROWN • | 23.8 | Screws | 4¾ L x 4½ W x 1½ D | 50 |
| 5072 IVORY | 23.8 | Screws | 4¾ L x 4½ W x 1½ D | 50 |
| 5072 WHITE | 23.8 | Screws | 4¾ L x 4½ W x 1½ D | 50 |

• Note: Only the "Brown" is Phenolic — the White and Ivory are a urea material.



5072 BROWN



5072 IVORY



5072 WHITE

6½" Outside Diameter

3.8 Cu. In.



| CAT. NO. | SIZE CU. IN. | MOUNTING MEANS | DIMENSIONS (IN.) | STD. CTN. |
|--------------|--------------|------------------|-------------------|-----------|
| 5080 BROWN • | 3.8 | Screws, Box O.D. | 6¼ L x 3½ W x ¾ D | 50 |
| 5080 IVORY | 3.8 | Screws, Box O.D. | 6¼ L x 3½ W x ¾ D | 50 |
| 5080 WHITE | 3.8 | Screws, Box O.D. | 6¼ L x 3½ W x ¾ D | 50 |

• Note: Only the "Brown" is Phenolic — the White and Ivory are a urea material.



5080 BROWN



5080 IVORY



5080 WHITE

Boxes & Covers — Carlton® Non-Metallic Boxes

Phenolic Boxes

AO Round Conduit Boxes and Covers



| CAT. NO. | SIZE CU. IN. | MOUNTING MEANS | DESCRIPTION | DIMENSIONS (IN.) | STD. CTN. |
|----------|-----------------|------------------------|--------------------------|----------------------|--------------|
| A04-12 • | 12.0 | Four 1/2" Threaded KOs | Round Box | 4 1/8 Dia. x 1 1/8 D | 10 |
| A04-34 • | 12.0 | Four 3/4" Threaded KOs | Round Box | 4 1/8 Dia. x 1 1/8 D | 10 |
| A0-51 • | — | Stainless Steel Screws | Black Cover with Gaskets | — | 10 |

• Not UL Listed.



A04-12



A04-34



A0-51

Weatherproof Device Boxes and Covers



| CAT. NO. | SIZE CU. IN. | MOUNTING MEANS | DESCRIPTION | DIMENSIONS (IN.) | STD. CTN. |
|----------|-----------------|-------------------------------------|-------------------------------------|---------------------------------|--------------|
| FSC-12 | 16.0 | One 1/2" Threaded KO in Each End | Device Box | 4 7/16 L x 1 25/32 W x 2 9/16 D | 10 |
| FSC-34 | 16.0 | One 3/4" Threaded KO in Each End | Device Box | 4 7/16 L x 1 25/32 W x 2 9/16 D | 10 |
| FSC-51 • | — | Stainless Steel Screws | Blank Cover with Gaskets | — | 10 |
| FSC-53 • | — | Stainless Steel Screws | Duplex Receptacle Cover with Gasket | — | 10 |
| FSC-54 • | — | Stainless Steel Screws, 1.409" Dia. | Single Receptacle Cover with Gasket | — | 10 |
| FSC-55 • | — | Stainless Steel Screws | Switch Cover with Gasket | — | 10 |

• Not UL Listed.



FSC-12



FSC-34



FSC-51



FSC-53



FSC-54



FSC-55