


Phenolic Boxes

Carlton® Brown Phenolic Boxes

New Fire Rating! Carlton® phenolic boxes can be installed in the same stud cavity of a shared two-hour wall. They may also face opposite directions with only a 3" horizontal separation — ideal for multi-family construction!

- All Phenolic boxes are listed to UL514C
- All Phenolic boxes are listed for masonry walls
- All Phenolic boxes are UL® Classified for 2-hr. fire wall and/or fire ceiling
- All Phenolic boxes meet NEMA OS-2
- All Phenolic boxes are permissible for use with 90° C conductors
- UL® File E11461 and R9140

One-Gang Nail-On 9.0–18.0 Cu. In.



CAT. NO.	SIZE CU. IN.	MOUNTING MEANS	DESCRIPTION	DIMENSIONS (IN.)	STD. CTN.
2050-UB	9.0	Bottom Nails	—	3 ⁵ / ₁₆ L x 2 ¹ / ₄ W x 1 ¹³ / ₁₆ D	100
2070	14.0	Bottom Nails	—	3 ⁵ / ₁₆ L x 2 ¹ / ₄ W x 2 ⁵ / ₈ D	100
2030	16.0	Bottom Nails	—	3 ⁵ / ₁₆ L x 2 ¹ / ₂ W x 2 ¹ / ₁₆ D	100
1040	18.0	Compound Angled Nails	—	3 ⁵ / ₁₆ L x 2 ¹ / ₂ W x 3 ¹ / ₈ D	100
1240	18.0	Recessed Angled Nails	—	3 ¹¹ / ₁₆ L x 2 ¹ / ₄ W x 3 ⁵ / ₈ D	100
2000	18.0	Bottom Nails	"Classic"	3 ¹¹ / ₁₆ L x 2 ¹ / ₄ W x 3 ¹ / ₈ D	100

One-Gang Nail-On 20.3–22.5 Cu. In.



CAT. NO.	SIZE CU. IN.	MOUNTING MEANS	DESCRIPTION	DIMENSIONS (IN.)	STD. CTN.
1250-UB	20.3	Recessed Angled Nails	—	3 ⁷ / ₈ L x 2 ³ / ₈ W x 3 ³ / ₈ D	100
1250-UB-S	20.3	Recessed Angled Nails	—	3 ⁷ / ₈ L x 2 ³ / ₈ W x 3 ³ / ₈ D	100
1050-UB	21.0	Compound Angled Nails	—	3 ⁷ / ₈ L x 2 ⁵ / ₁₆ W x 3 ¹ / ₈ D	50
1260	22.5	Recessed Angled Nails	—	3 ⁷ / ₈ L x 2 ³ / ₈ W x 3 ² / ₁₆ D	50
1260-S	22.5	Recessed Angled Nails	—	3 ⁷ / ₈ L x 2 ³ / ₈ W x 3 ² / ₁₆ D	50

Phenolic Boxes

One-Gang Brackets 16.0–20.3 Cu. In.



2030-502



2030-702



2000-738



1250-112



CAT. NO.	SIZE CU. IN.	MOUNTING MEANS	DESCRIPTION	DIMENSIONS (IN.)	STD. CTN.
2030-502	16.0	½" Offset Bracket for Wood/Steel Studs	—	3⅞ L x 2¼ W x 2¼ D	100
2030-702	16.0	¼" Offset Bracket for Wood/Steel Studs	—	3⅞ L x 2¼ W x 2¼ D	100
2000-738	18.0	¾" Offset Bracket for Wood/Steel Studs	—	3⅞ L x 2¼ W x 2¼ D	100
1250-112	20.3	½" Offset Bracket for Wood/Steel Studs	—	3⅞ L x 2¼ W x 2¼ D	50

Two-Gang Nail-On 27.5–40.5 Cu. In.



1032-C



1032-UB



1052-C



1052-C-SQ



1052-PC



1052-UB



1072



1072-C



CAT. NO.	SIZE CU. IN.	MOUNTING MEANS	DESCRIPTION	DIMENSIONS (IN.)	STD. CTN.
1032-C	27.5	Compound Angled Nails	High Clamps	3⅞ L x 4⅞ W x 2⅞ D	50
1032-UB	27.5	Compound Angled Nails	#36 Clamps, Bulk Packed	3⅞ L x 4⅞ W x 2⅞ D	50
1052-C	32.5	Compound Angled Nails	High Clamps	3⅞ L x 4⅞ W x 2⅞ D	50
1052-C-SQ	32.5	Angled Screws	High Clamps	3⅞ L x 4⅞ W x 2⅞ DD	50
1052-PC	32.5	Compound Angled Nails	Non-Metallic Clamps	3⅞ L x 4⅞ W x 2⅞ D	50
1052-UB	32.5	Compound Angled Nails	#36 Clamps, Bulk Packed	3⅞ L x 4⅞ W x 2⅞ D	50
1072	40.5	Compound Angled Nails	#36 Clamps, Bulk Packed	3⅞ L x 4⅞ W x 2⅞ D	50
1072-C	40.5	Compound Angled Nails	High Clamps	3⅞ L x 4⅞ W x 2⅞ D	50
1072-C-SQ	40.5	Angled Screws	High Clamps	3⅞ L x 4⅞ W x 2⅞ D	50
1072-PC	40.5	Compound Angled Nails	Non-Metallic Clamps	3⅞ L x 4⅞ W x 2⅞ D	50

Boxes & Covers — Carlton® Non-Metallic Boxes

Phenolic Boxes

Two-Gang Brackets 24.0–34.0 Cu. In.

Boxes & Covers — Carlton® Non-Metallic Boxes



7072-2



7072-202



7072-N02



6062-402



6062-4-UB



7002-2



7002-202



2002-738



2002-738-C




2002-R-C



CAT. NO.	SIZE CU. IN.	MOUNTING MEANS	DESCRIPTION	DIMENSIONS (IN.)	STD. CTN.
7072-2	24.0	#2 Bottom Bracket and Wire Support	High Clamps	3 ¹ / ₁₆ L x 4 W x 2 ³ / ₄ D	50
7072-202	24.0	#2 Bottom Bracket and Wire Support	#36 Clamps, Bulk Packed	3 ¹ / ₁₆ L x 4 W x 2 ³ / ₄ D	50
7072-N02	24.0	"N" Bracket	#36 Clamps	3 ¹ / ₁₆ L x 4 W x 2 ³ / ₄ D	50
6062-402	25.0	Ears, #4 Swing Bracket	#36 Clamps, Bulk Packed	3 ³ / ₈ L x 4 ¹ / ₁₆ W x 2 ¹ / ₂ D	50
6062-4-UB	25.0	Ears, #4 Swing Bracket	High Clamps	3 ³ / ₈ L x 4 ¹ / ₁₆ W x 2 ¹ / ₂ D	50
6062-4-UB-SQ	25.0	Angled Screws	High Clamps	3 ³ / ₈ L x 4 ¹ / ₁₆ W x 2 ¹ / ₂ D	50
7002-2	32.5	#2 Bottom Bracket and Wire Support	High Clamps	3 ¹ / ₄ L x 4 W x 3 ⁵ / ₈ D	50
7002-202	32.5	#2 Bottom Bracket and Wire Support	#36 Clamps, Bulk Packed	3 ¹ / ₄ L x 4 W x 3 ⁵ / ₈ D	50
2002-738	34.0	3 ¹ / ₈ " Offset Brackets for Wood/Steel Studs & #36 Clamps, Bulk Packet	3 ¹ / ₈ " Offset Wallboard Tabs	3 ¹ / ₁₆ L x 4 ³ / ₁₆ W x 3 ¹ / ₄ D	50
2002-738-C	34.0	3 ¹ / ₈ " Offset Brackets for Wood/Steel Studs Tabs & High Clamps	3 ¹ / ₈ " Offset Wallboard	3 ¹ / ₁₆ L x 4 ³ / ₁₆ W x 3 ¹ / ₄ D	50
2002-R-C	34.0	"R" Bracket	High Clamps	3 ³ / ₈ L x 4 ³ / ₃₂ W x 3 ¹ / ₄ D	50

Phenolic Boxes

Three-Gang Nail-On 42.9–58.5 Cu. In.



CAT. NO.	SIZE CU. IN.	MOUNTING MEANS	DESCRIPTION	DIMENSIONS (IN.)	STD. CTN.
1043	42.9	Compound Angled Nails	#36 Clamps, Bulk Packed	3 $\frac{3}{8}$ L x 5 $\frac{1}{8}$ W x 2 $\frac{3}{4}$ D	20
1043-C	42.9	Compound Angled Nails	High Clamps	3 $\frac{3}{8}$ L x 5 $\frac{1}{8}$ W x 2 $\frac{3}{4}$ D	20
1043-C-SQ	42.9	Angled Screws	High Clamps	3 $\frac{3}{8}$ L x 5 $\frac{1}{8}$ W x 2 $\frac{3}{4}$ D	20
1063	58.5	Compound Angled Nails	#36 Clamps, Bulk Packed	3 $\frac{2}{2}$ L x 5 $\frac{1}{8}$ W x 3 $\frac{2}{2}$ D	20
1063-C	58.5	Compound Angled Nails	High Clamps	3 $\frac{2}{2}$ L x 5 $\frac{1}{8}$ W x 3 $\frac{2}{2}$ D	20
1063-C-SQ	58.5	Compound Angled Screws	High Clamps	3 $\frac{2}{2}$ L x 5 $\frac{1}{8}$ W x 3 $\frac{2}{2}$ D	20

Three-Gang Brackets 35.5–37.0 Cu. In.



CAT. NO.	SIZE CU. IN.	MOUNTING MEANS	DESCRIPTION	DIMENSIONS (IN.)	STD. CTN.
7073-2	35.5	#2 Bottom Bracket and Wire Support	High Clamps	3 $\frac{3}{8}$ L x 5 $\frac{1}{8}$ W x 2 $\frac{3}{4}$ D	100
7073-202	35.5	#2 Bottom Bracket and Wire Support	#36 Clamps, Bulk Packed	3 $\frac{3}{8}$ L x 5 $\frac{1}{8}$ W x 2 $\frac{3}{4}$ D	100
7073-238-02	35.5	Two $\frac{3}{8}$ " Offset Brackets for Wood/Steel Studs	#36 Clamps, Bulk Packed	3 $\frac{3}{8}$ L x 5 $\frac{1}{8}$ W x 2 $\frac{3}{4}$ D	100
6063-4	37.0	Ears, #4 Swing Bracket	High Clamps	3 $\frac{3}{8}$ L x 5 $\frac{1}{8}$ W x 2 $\frac{1}{2}$ D	100
6063-402	37.0	Ears, #4 Swing Bracket	#36 Clamps, Bulk Packed	3 $\frac{3}{8}$ L x 5 $\frac{1}{8}$ W x 2 $\frac{1}{2}$ D	50

Phenolic Boxes

Four-Gang Brackets 48.0–60.0 Cu. In.

Boxes & Covers — Carlton® Non-Metallic Boxes



7074-02-BH



7074-BH



2004-02-BH



2004-BH



2004-238



2004-238-02



CAT. NO.	SIZE CU. IN.	MOUNTING MEANS	DESCRIPTION	DIMENSIONS (IN.)	STD. CTN.
7074-02 BH	48.0	Side Bracket & Stabilizing Bar	#36 Clamps, Bulk Packed	3 ⁵ / ₁₆ L x 7 ⁵ / ₈ W x 2 ⁵ / ₈ D	10
7074 BH	48.0	Side Bracket & Stabilizing Bar	High Clamps	3 ⁵ / ₁₆ L x 7 ⁵ / ₈ W x 2 ⁵ / ₈ D	10
2004-02-BH	60.0	Side Bracket & Stabilizing Bar	#36 Clamps, Bulk Packed	3 ⁵ / ₈ L x 7 ²³ / ₃₂ W x 3 ¹ / ₁₆ D	10
2004-BH	60.0	Side Bracket & Stabilizing Bar	High Clamps	3 ⁵ / ₈ L x 7 ²³ / ₃₂ W x 3 ¹ / ₁₆ D	10
2004-238	60.0	Two 3/8" Offset Brackets for Wood/Steel Studs	High Clamps	3 ⁵ / ₈ L x 7 ²³ / ₃₂ W x 3 ¹ / ₁₆ D	20
2004-238-02	60.0	Two 3/8" Offset Brackets for Wood/Steel Studs	#36 Clamps, Bulk Packed	3 ⁵ / ₈ L x 7 ²³ / ₃₂ W x 3 ¹ / ₁₆ D	20

Phenolic Boxes


4" Square Boxes Nail-On Brackets 16.0–30.0 Cu. In.



CAT. NO.	SIZE CU. IN.	MOUNTING MEANS	DESCRIPTION	DIMENSIONS (IN.)	STD. CTN.
4020-1	16.0	½" Raised Face Bracket for Wood/Steel Studs	High Clamps	4⅞ L x 4⅞ W x 1¼ D	50
4020-1-02	16.0	½" Raised Face Bracket for Wood/Steel Studs	#36 Clamps, Bulk Packed	4⅞ L x 4⅞ W x 1¼ D	50
4000-02	30.0	Nails or Screws, Bulk Packed	#36 Clamps, Bulk Packed	4¼ L x 4¼ W x 2⅝ D	50
4000-1-UB	30.0	½" Raised Face Bracket for Wood/Steel Studs	High Clamps	4¼ L x 4¼ W x 2⅝ D	50
4000-N	30.0	"N" Bracket	High Clamps	4¼ L x 4¼ W x 2⅝ D	50
4000-N02	30.0	"N" Bracket with Nails	#36 Clamps, Bulk Packed	4¼ L x 4¼ W x 2⅝ D	50



Plaster Rings and Covers for 4" Square Boxes




CAT. NO.	SIZE CU. IN.	DESCRIPTION	DIMENSIONS (IN.)	STD. CTN.
4041	—	4" Square Flat Back	4¼ L x 4¼ W x 4¼ D	100
4042-12	4.0	4" Square Single-Gang Plaster Ring, ½" Offset	4¼ L x 4¼ W x 4¼ D	100
4043	4.5	4" Square Plaster Ring for ¾" Fixture, ½" Offset	4⅜ L x 4⅜ W x 4⅜ D	100
4022-12	7.0	4" Square Two-Gang Plaster Ring, ½" Offset	4⅜ L x 4⅜ W x 4⅜ D	50



Boxes & Covers — Carlton® Non-Metallic Boxes

Phenolic Boxes

One-Gang Brackets




16.0–18.0 Cu. In.



CAT. NO.	SIZE CU. IN.	MOUNTING MEANS	DESCRIPTION	DIMENSIONS (IN.)	STD. CTN.
6000-402 •	16.0	Ears, #8 Swing Brackets	No Clamp Blocks	2 $\frac{3}{8}$ L x 2 $\frac{3}{8}$ W x 2 $\frac{3}{16}$ D	50
6010-402	16.0	Ears, #4 Swing Brackets	Bulk PK Clamps	3 $\frac{3}{8}$ L x 2 $\frac{1}{2}$ opening; 4 $\frac{1}{16}$ overall x 2 $\frac{1}{8}$ D	100
6010-4-PC	16.0	Ears, #4 Swing Brackets	Non-Metallic Clamps	3 $\frac{3}{8}$ L x 2 $\frac{3}{8}$ W x 2 $\frac{1}{8}$ D	100
6010-4-UB	16.0	Ears, #4 Swing Brackets	High Clamps	3 $\frac{3}{8}$ L x 2 $\frac{3}{8}$ W x 2 $\frac{1}{8}$ D	100
6060-02	16.0	Ears	—	3 $\frac{1}{4}$ L x 2 $\frac{3}{16}$ W x 2 $\frac{1}{16}$ D	100
6060-402	16.0	Ears, #4 Swing Brackets	No Clamp Blocks	3 $\frac{3}{8}$ L x 2 $\frac{3}{8}$ W x 2 $\frac{3}{16}$ D	100
6070-402	18.0	Ears, #4 Swing Brackets	#36 Clamps, Bulk Packed	3 $\frac{3}{8}$ L x 2 $\frac{3}{8}$ W x 3 $\frac{1}{4}$ D	50
6070-4-UB	18.0	Ears, #4 Swing Brackets	High Clamps	3 $\frac{3}{8}$ L x 2 $\frac{3}{8}$ W x 3 $\frac{1}{4}$ D	50

• Not UL Listed, UL Recognized component.




7.5–14.0 Cu. In.



CAT. NO.	SIZE CU. IN.	MOUNTING MEANS	DESCRIPTION	DIMENSIONS (IN.)	STD. CTN.
7090	7.5	Ears	—	3 $\frac{1}{4}$ L x 2 $\frac{1}{4}$ W x 1 $\frac{1}{16}$ D	100
6020-402	8.0	Ears, #4 Swing Brackets	Ears	3 $\frac{7}{16}$ L x 2 $\frac{1}{4}$ W x 1 $\frac{3}{4}$ D	100
7060	9.0	Ears	Ears	3 $\frac{7}{16}$ L x 2 $\frac{1}{4}$ W x 1 $\frac{3}{4}$ D	100
7020-8	10.0	Ears, #8 Swing Brackets	High Clamps	3 $\frac{1}{4}$ L x 2 $\frac{3}{16}$ W x 2 $\frac{1}{4}$ D	50
6050-4-UB	10.5	Ears, #4 Swing Brackets	High Clamps	3 $\frac{1}{2}$ L x 2 $\frac{1}{4}$ W x 2 $\frac{1}{8}$ D	100
7010	12.5	Ears Clamps	High	3 $\frac{1}{4}$ L x 2 $\frac{3}{16}$ W x 2 $\frac{1}{16}$ D	100
7010-8	12.5	Ears, #8 Snap-In Bracket	High Clamps	3 $\frac{1}{4}$ L x 2 $\frac{3}{16}$ W x 2 $\frac{1}{16}$ D	50
6090-402	14.0	Ears, #4 Swing Brackets	No Clamp Blocks	3 $\frac{3}{8}$ L x 2 $\frac{3}{8}$ W x 2 $\frac{1}{2}$ D	100

Phenolic Boxes

Nail-On



3½" Nail-On 13.5–22.8 Cu. In.



CAT. NO.	SIZE CU. IN.	MOUNTING MEANS	DESCRIPTION	DIMENSIONS (IN.)	STD. CTN.
3060 †	3.5	Nails or Screw Mount, 3/16" O.D.	See NEC-725-2, 725-51, 725-52, Class 2	3½ Dia. x 5/8 D	100
3090-N •	13.5	"N" Bracket	High Clamps	3½ Dia. x 2½ D	50
3090-N-40 •	13.5	"N" Bracket	High Clamps & #40 Ground Strap	3½ Dia. x 2½ D	50
3090-N-S •	13.5	"N" Bracket with Screws	High Clamps & #36 Clamps, Bulk Packed	3½ Dia. x 2½ D	50
3190 •	22.8	Compound Angled Nails	#36 Clamps, Bulk Packed	3½ Dia. x 3¼ D	50
3190-C •	22.8	Compound Angled Nails	High Clamps	3½ Dia. x 3¼ D	50
3190-PC •	22.8	Compound Angled Nails	Non-Metallic Clamps	3½ Dia. x 3¼ D	50

• Listed for fixture support up to 50 lbs.

† Not UL Listed.

Flanged



3½" Flanged for Manufactured Housing 11.5–20.5 Cu. In.



CAT. NO.	SIZE CU. IN.	MOUNTING MEANS	DESCRIPTION	DIMENSIONS (IN.)	STD. CTN.
3030-02-40 •	11.5	Screw Mount (4¾" O.D. Flange or Flash Ring) Box O.D. 3½"	#36 Clamps, Bulk Packed & #40 Ground Strap	3½ Dia. x 1¾ D	100
3030 •	14.0		High Clamps	3½ Dia. x 1¾ D	100
3030-02 •	14.0		#36 Clamps, Bulk Packed	3½ Dia. x 1¾ D	100
3030PC •	14.0		Non-Metallic Clamps	3½ Dia. x 1¾ D	100
3000 •	20.5		High Clamps	3½ Dia. x 2½ D	50
3000-02 •	20.5		#36 Clamps, Bulk Packed	3½ Dia. x 2½ D	50
3000-PC •	20.5		Non-Metallic Clamps	3½ Dia. x 2½ D	50

• Listed for fixture support up to 50 lbs.

Phenolic Boxes

4" Nail-On Brackets



13.5–21.5 Cu. In



CAT. NO.	SIZE CU. IN.	MOUNTING MEANS	DESCRIPTION	DIMENSIONS (IN.)	STD. CTN.
4060-02 •	13.5	Nail or Screws	#36 Clamps, Bulk Packed	4 Dia. x 1 1/8" D	100
4060-N02 •	13.5	"N" Bracket, Bulk Packed with Nails	#36 Clamps	4 Dia. x 1 1/8" D	50
4160-UB •	16.0	Compound Angled Side Nails	#36 Clamps, Bulk Packed	4 Dia. x 1 1/8" D	50
4070-302 •	20.8	#3 Bracket	#36 Clamps, Bulk Packed	4 Dia. x 2 3/8" D	50
4070-N •	20.8	"N" Bracket with Nails	High Clamps	4 Dia. x 2 3/8" D	50
4070-N02 •	20.8	"N" Bracket with Nails	#36 Clamps, Bulk Packed	4 Dia. x 2 3/8" D	50
4070-N-SQ •	20.8	"N" Bracket with screws	High Clamps	4 Dia. x 2 3/8" D	50
4170 •	21.5	Compound Angled Side Nails	#36 Clamps, Bulk Packed	4 Dia. x 2 3/8" D	50
4170-C •	21.5	Compound Angled Side Nails	High Clamps	4 Dia. x 2 3/8" D	50

• Listed for fixture support up to 50 lbs.


4" Round Outlet Box

21.5 Cu. In.



CAT. NO.	SIZE CU. IN.	MOUNTING MEANS	DIMENSIONS (IN.)	STD. CTN.
4170-CFB •	21.5	—	4 1/8" Dia.	10
4170-CFB-S •	21.5	Steel Stud Screws	4 1/8" Dia.	10
4170-3-CFB •	21.5	3" Bracket	4 1/8" Dia.	10

• UL Listed for support of light fixtures of up to 50 lbs. or ceiling fans up to 35 lbs.



Phenolic Boxes

3½" Ceiling Box with Bar Hanger




13.5–22.8 Cu. In.

CAT. NO.	SIZE CU. IN.	MOUNTING MEANS	DESCRIPTION	DIMENSIONS (IN.)	STD. CTN.
3090-94 •	13.5	16" Bar Hanger, 12¼" Min.–19" Max.	High Clamps	3½ Dia. x 2½ D	50
3090-94-40 •	13.5	16" Bar Hanger, 12¼" Min.–19" Max.	High Clamps & #40 Ground Strap	3½ Dia. x 2½ D	50
3090-95 •	13.5	24" Bar Hanger, 16½" Min.–27" Max.	High Clamps	3½ Dia. x 2½ D	50
3090-95-40 •	3.5	24" Bar Hanger, 16½" Min.–27" Max.	High Clamps & #40 Ground Strap	3½ Dia. x 2½ D	50
3190-C-94 •	22.8	16" Bar Hanger	High Clamps	3½ Dia. x 2½ D	25
3190-C-95 •	22.8	24" Bar Hanger	High Clamps	3½ Dia. x 2½ D	25

• Listed for fixture support up to 50 lbs.

4" Outlet Boxes with Bar Hanger



13.5–20.8 Cu. In.

CAT. NO.	SIZE CU. IN.	MOUNTING MEANS	DESCRIPTION	DIMENSIONS (IN.)	STD. CTN.
4060-9402 •	13.5	16" Bar Hanger	#36 Clamps, Bulk Packed	4 Dia. x 1½ D	50
4060-9502 •	13.5	24" Bar Hanger	#36 Clamps, Bulk Packed	4 Dia. x 1½ D	50
4070-94 •	20.8	16" Bar Hanger, 12¼" Min.–19" Max.	High Clamps	4 Dia. x 2½ D	50
4070-9402 •	20.8	16" Bar Hanger, 12¼" Min.–19" Max.	#36 Clamps, Bulk Packed	4 Dia. x 2½ D	50
4070-95 •	20.8	24" Bar Hanger, 16½" Min.–27" Max.	High Clamps	4 Dia. x 2½ D	50
4070-9502 •	20.8	24" Bar Hanger, 16½" Min.–27" Max.	#36 Strap, Bulk Packed	4 Dia. x 2½ D	50
4070-95-40 •	20.8	24" Bar Hanger, 16½" Min.–27" Max.	Ground Strap	4 Dia. x 2½ D	50
4070-95-PC •	20.8	24" Bar Hanger, 16½" Min.–27" Max.	Non-Metallic Clamps	4 Dia. x 2½ D	50
4070-CFB-BHL †	20.8	24" Bar Hanger, 12" to 24" Maximum Center	—	4¼ Dia. x 2½ D	10

• Listed for fixture support up to 50 lbs.

† UL Listed for support of light fixtures of up to 50 lbs. or ceiling fans up to 35 lbs.

Phenolic Boxes

Plaster Rings and Covers for 4" Outlet Boxes



CAT. NO.	SIZE CU. IN.	DESCRIPTION	DIMENSIONS (IN.)	STD. CTN.
3051	—	Round Flat Blank, Fits #3000, #3020 & #3030 Boxes Only	3¼ Dia.	100
4051	—	Round Blank or Pendant, ²⁵ / ₆₄ " Diameter Knockout	3¼–4 Dia.	100
4052 BROWN	—	Round Flat Blank with 4" O.D.	3¼–4 Dia.	100
4052 IVORY	—	Round Flat Blank with 4" O.D.	3¼–4 Dia.	100
4052 WHITE	—	Round Flat Blank with 4" O.D.	3¼–4 Dia.	100
4061	4.5	Round Plaster Ring, ½" Offset for ¾ Mounting	4 Dia.	100
4062 BROWN	—	Round Flat Blank with 4½" O.D.	4 Dia.	100
4062 IVORY	—	Round Flat Blank with 4½" O.D.	4 Dia.	100
4062 WHITE	—	Round Flat Blank with 4½" O.D.	4 Dia.	100

Ceiling Boxes — Old Work



3½" Brackets 14.0–20.5 Cu. In.

CAT. NO.	SIZE CU. IN.	MOUNTING MEANS	DESCRIPTION	DIMENSIONS (IN.)	STD. CTN.
3080 †	14.0	Ears	High Clamps	3½ Dia. x 2½ D	50
3080-9 •	14.0	#9 Snap-In Bracket	High Clamps	3½ Dia. x 2½ D	50
3080-902 •	14.0	#9 Snap-In Bracket	#36 Clamps Bulk Packed	3½ Dia. x 2½ D	50
3080-9-40 •	14.0	#9 Snap-In Bracket	High Clamps & #40 Ground Strap	3½ Dia. x 2½ D	50
3080-9-PC •	14.0	#9 Snap-In Bracket	Non-Metallic Clamps	3½ Dia. x 2½ D	50
3080-9-SQ	14.0	#9 Snap-In Bracket	High Clamps	3½ Dia. x 2½ D	50
3080-SQ	14.0	Ears	High Clamps	3½ Dia. x 2½ D	50
3000-9-PC	20.5	#9 Snap-In Bracket	Non-Metallic Clamps	3½ Dia. x 2½ D	50
3000-9-UB •	20.5	#9 Snap-In Bracket	High Clamps	3½ Dia. x 2½ D	50

• Listed for fixture support up to 15 lb. in walls only.

† Listed for fixture support up to 50 lbs.

Phenolic Boxes

One-Gang

9.8–14.0 Cu. In.



CAT. NO.	SIZE CU. IN.	MOUNTING MEANS	DIMENSIONS (IN.)	STD. CTN.
5060 BROWN •	9.8	Screws	4½ L x 2¾ W x 1½ D	100
5060 IVORY	9.8	Screws	4½ L x 2¾ W x 1½ D	100
5060 WHITE	9.8	Screws	4½ L x 2¾ W x 1½ D	100
5070 BROWN •	14.0	Screws	4½ L x 2¾ W x 1½ D	100
5070 IVORY	14.0	Screws	4½ L x 2¾ W x 1½ D	100
5070 WHITE	14.0	Screws	4½ L x 2¾ W x 1½ D	100

• **Note:** Only the "Brown" is Phenolic — the White and Ivory are a urea material.



5060 BROWN



5060 IVORY



5060 WHITE



5070 BROWN



5070 IVORY



5070 WHITE

Two-Gang

23.8 Cu. In.



CAT. NO.	SIZE CU. IN.	MOUNTING MEANS	DIMENSIONS (IN.)	STD. CTN.
5072 BROWN •	23.8	Screws	4¾ L x 4½ W x 1¾ D	50
5072 IVORY	23.8	Screws	4¾ L x 4½ W x 1¾ D	50
5072 WHITE	23.8	Screws	4¾ L x 4½ W x 1¾ D	50

• **Note:** Only the "Brown" is Phenolic — the White and Ivory are a urea material.



5072 BROWN



5072 IVORY



5072 WHITE

6½" Outside Diameter

3.8 Cu. In.



CAT. NO.	SIZE CU. IN.	MOUNTING MEANS	DIMENSIONS (IN.)	STD. CTN.
5080 BROWN •	3.8	Screws, Box O.D.	6¼ L x 3½ W x ¾ D	50
5080 IVORY	3.8	Screws, Box O.D.	6¼ L x 3½ W x ¾ D	50
5080 WHITE	3.8	Screws, Box O.D.	6¼ L x 3½ W x ¾ D	50

• **Note:** Only the "Brown" is Phenolic — the White and Ivory are a urea material.



5080 BROWN



5080 IVORY



5080 WHITE

Boxes & Covers — Carlton® Non-Metallic Boxes

Phenolic Boxes

AO Round Conduit Boxes and Covers



CAT. NO.	SIZE CU. IN.	MOUNTING MEANS	DESCRIPTION	DIMENSIONS (IN.)	STD. CTN.
A04-12 •	12.0	Four 1/2" Threaded KOs	Round Box	4 1/8 Dia. x 1 1/8 D	10
A04-34 •	12.0	Four 3/4" Threaded KOs	Round Box	4 1/8 Dia. x 1 1/8 D	10
A0-51 •	—	Stainless Steel Screws	Black Cover with Gaskets	—	10

• Not UL Listed.



A04-12



A04-34



A0-51

Weatherproof Device Boxes and Covers



CAT. NO.	SIZE CU. IN.	MOUNTING MEANS	DESCRIPTION	DIMENSIONS (IN.)	STD. CTN.
FSC-12	16.0	One 1/2" Threaded KO in Each End	Device Box	4 7/16 L x 1 25/32 W x 2 9/16 D	10
FSC-34	16.0	One 3/4" Threaded KO in Each End	Device Box	4 7/16 L x 1 25/32 W x 2 9/16 D	10
FSC-51 •	—	Stainless Steel Screws	Blank Cover with Gaskets	—	10
FSC-53 •	—	Stainless Steel Screws	Duplex Receptacle Cover with Gasket	—	10
FSC-54 •	—	Stainless Steel Screws, 1.409" Dia.	Single Receptacle Cover with Gasket	—	10
FSC-55 •	—	Stainless Steel Screws	Switch Cover with Gasket	—	10

• Not UL Listed.



FSC-12



FSC-34



FSC-51



FSC-53



FSC-54



FSC-55