

 **STROMBERG CARLSON
PRODUCTS INC.**



Railings



PROUDLY MADE IN THE USA

LEND-A-HAND

Keep your balance with an assist railing that folds in either direction without tools. Comes fully assembled. Made in the USA.

- AM-200** White Powder Coat
- AM-300** Silver Sparkle Powder Coat
- AM-800** Black Powder Coat
- FP-1001-R** Original Foam Grip and Hardware
- FP-1002-R** Replacement Wrap Only
- AM-250** Mini - White Powder Coat
- AM-255** Mini - Black Powder Coat

SOFT TOUCH

It's nice to grab a handle instead of a strap. With the soft touch molded finger grip handle, stepping into your RV is a pleasure. Made in the USA.

- AH-100** Molded White
- AH-150** Molded Black

EZ OPEN HANDLE

Don't back down; open your RV door safely from any step.

- 32" tall handle
- Aluminum and nylon parts never rust
- Works on all paddle handles
- Permanently attaches to your RV door
- Made in the USA

- AZ-320** White Powder Coat
- AZ-325** Black Powder Coat



RAIL MATE

The new Rail Mate is specifically designed to give the most support where it's needed: safely entering and exiting your RV. Manufactured for comfort and ease of use, the Rail Mate is removable, stores during travel and sets up in just minutes.

- Lightweight and easy to install
- Handle measures approximately 38"
- Rail extends approximately 25" from the coach
- Designed for most double, triple and quad entry manual steps
- Made in the USA

AP-101 Rail Mate
New adjustable bracket



Manual RV Steps

Quickly and easily replaces your old electric or manual RV steps

MANUAL STEPS BY FLEXCO



These steps are used at the OEM level and will replace any step on the market. 20" single and double steps are available as well as "low profile" single steps. The sturdiest step in the marketplace. Supports up to 300 lbs. Made in the U.S.A.

- SMFP-1100** 24" Single
- SMFP-1120** 20" Single
- SMFP-1200** 24" Single Low Profile
- SMFP-1220** 20" Single Low Profile
- SMFP-2100** 24" Double
- SMFP-2120** 20" Double
- SMFP-3100** 24" Triple 8" Rise
- SMFP-3200L** 24" Triple 9" Rise
- SMFP-4400** 24" Quad 8" Rise

LCI MANUAL STEPS

All steps are 24" wide and are equipped with a self locking mechanism for travel. Singles and doubles support up to 215 lbs. Triples and quads support up to 300 lbs. Made in the U.S.A. by Hickory Springs.



- SM-24-10** Single 7" Rise
- SM-24-20** Double 7" Rise
- SM-24-30** Triple 7" Rise
- SM-24-39** Triple 9" Rise
- SM-2410-39** Triple 9" Rise
- SM-24-40** Quad 7 1/2" Rise
- SM-01** Outrigger Installation Kit (Rails, Bolts, Nuts)

STABIL-STEP

Stabilize your entry step to eliminate the sway when you enter and exit your coach. Supports up to 750 lbs.



- JSS-4** Adjusts 4" to 7 3/4"
- JSS-7** Adjusts 8" to 13 1/2"
- JSS-85** Adjusts 8 1/2" to 16"

Fifth Wheel Landing Gear


Take the effort out of raising and lowering your Fifth Wheel.

This Deluxe Electric and Manual Landing Gear is OEM grade.

- Handles 6,000 lbs
- 21" stroke and an inner tube that extends an additional 16" — one inch at a time
- IP rated switch can be mounted in your bottle gas area with no fear of a spark

Feel secure in knowing these parts are the most widely used in the industry. All service parts are readily available across the country should they be needed.

- LG-1, LG-2** Deluxe Electric Landing Gear for Fifth Wheel
- LG-3, LG-4** – This includes all legs, gears, motor and IP Rated Switch
– 6000 lb capacity
- LG-5** 29.5" Dual Power Conversion Kit includes lead leg, motor and IP rated switch, gear box and mounting hardware
- LG-6** 33.5" Dual Power Conversion Kit includes lead leg, motor and IP rated switch, gear box and mounting hardware
- LG-183708** Manual Landing Gear
– This includes all legs, gears, foot pads, X-shaft and hardware
– 6000 lb capacity
- LG-217884*** Landing Gear Motor and IP Rated Switch
– Items LG-183708 & LG-217884 comprise LG-1



Deluxe Electric Landing Gear LG-1

LG-217884

FIFTH WHEEL LANDING GEAR REPLACEMENT PARTS

 1 29 1/2" LG-179013	 2 29 1/2" LG-179014	 3 33 1/2" LG-177202	1 LG-179013* 29 1/2" Lead Leg, Drop Leg and Pin
 4 33 1/2" LG-177201	 5 LG-146059	 6 LG-146060	2 LG-179014* 29 1/2" Follow Leg, Drop Leg and Pin
 7 LG-142178	 8 LG-196308	 9 LG-141893	3 LG-177202* 33 1/2" Lead Leg, Foot Pad and Pin
 10 LG-179015	 11 LG-145236	 12 LG-119225	4 LG-177201* 33 1/2" Follow Leg, Foot Pad and Pin
 13 LG-210475	 14 LG-XS X-shafts	 15 LG-Brackets	5 LG-146059 Lead Leg Repair Kit – Venture only
 16 LG-119226	 17 LG-119113		6 LG-146060 Follow Leg Repair Kit – Venture only

7 LG-142178* Standard Motor, 5500 lb, 5500 rpm

8 LG-196308* Heavy Duty Motor, 6500 lb, 5430 rpm

9 LG-141893* High Speed Motor, 5500 lb, 7140 rpm

10 LG-179015 Aluminum Gear Box

11 LG-145236 IP Rated Switch

12 LG-119225* Landing Gear Foot and Pin (rectangle)

13 LG-210475 9" Round Foot Pad PC Black for Landing Gear

14 LG-XS X-shafts 1"x1" and 3/4" x 3/4" telescoping tubes

15 LG-Brackets Weld on Fifth Wheel Brackets, set of 2

16 LG-119226 Manual Crank Handle

17 LG-119113 3/8" Pull Pins for Fifth Wheel Landing Gear

* Replacement motors and landing gear legs are compatible/ interchangeable with both Venture and Lippert landing gear

Platform Steps

Safety first when entering and exiting your RV

Our large platforms provide traction, are strong and easy to use.

- 1 5/8" leg adjustment
- 19" x 14" platform
- Adjusts from 6 3/8" to 8" tall

PA-250 Adjustable Leg Aluminum Platform



Each leg adjusts independently for un-level camp sites.

- Adjusts from 3 1/2" to 8" tall
- 19" x 14" platform
- Smallest storage
- 7 lbs carry weight

PA-100 Aluminum Platform

Both Aluminum steps support up to 1,000 lbs.

Best unit to clean your shoes at rustic sites



P-102 Plastic Platform 500 lb capacity

- Both steps work at two levels
- Adjusts from 4" and 8" tall
- 24" x 16" platform



S-150 Steel Platform 300 lb capacity

JACKS AND ACCESSORIES

ELECTRIC TONGUE JACK COVER

This cover keeps the weather off of and out of your electric tongue jack while you are parked or traveling. Fits all electric tongue jacks.

JET-01 Electric Tongue Jack Cover




JACK-IN-A-BOX

The surprise in this Jack-in-a-Box is that it stabilizes more than 10,000 lbs. Features include:

- Two jacks per carton
- New folding handle allows jacks to store in small compartments
- Each jack stabilizes over 10,000 lbs.
- U-Top fits most frames
- All parts are powder-coated or zinc-plated for corrosion resistance

JB-20 Set of two Jacks Adjusts 20" to 34"

JB-30 Set of two Jacks Adjusts 31" to 45"



ELECTRIC STABILIZER JACK

- 3200 lbs, at 32"
- Single motor operates both legs
- Automatically finds its own center after each leg touches the ground
- Both legs always have equal pressure applied
- Constructed of heavy gauge steel; precision fabricated parts
- Powder Coat Finish

JHD-32 Electric Stabilizer Jack



24" SCISSOR JACKS

- Bowtie base sits well on soft surfaces
- Expands from 4" to 24" in height
- Keeps your RV level and stable

JSC-12 24" Scissor Jack Holds up to 2500 lbs per jack

JSC-24 24" Scissor Jack Holds up to 5000 lbs per jack



30" SCISSOR JACKS

- Keeps your RV level and stable
- Expands from 5" to 30" in height
- Bowtie base sets well on soft surfaces
- Holds up to 5000 lbs. per jack

JSC-30 30" Scissor Jack



Electric Tongue Jack

"No Sweat" trailer hook-ups

Start and end your camping experience without breaking a sweat. Use our Electric Tongue Jack!



Jacks With Built in Motor Protection to Guard Your Investment

All Stromberg Carlson jacks are covered by a 2 year warranty

3500 Pound Capacity

- 3500 lb capacity
- 18" travel, with an additional 5" drop down leg
- 2 separate LED lights
- Emergency crank through head
- 2³/₁₆" heavy wall outer tube
- Built-in level

JET-3555 White
JET-3755 Black



2500 Pound Capacity

- 2500 lb capacity
- 18" travel
- 1 LED light
- Emergency crank through head
- 2" heavy wall outer tube
- Built-in level

JET-2500 Black



5000 Pound Capacity

- 5000 lb capacity
- 18" travel, with an additional 5" drop down leg
- 2 separate LED lights
- Emergency crank through head
- 2³/₁₆" heavy wall outer tube
- Built-in level

JET-5000 Black

NEW

Cargo Management

TRAILER TRAY

The first trailer tongue cargo carrying system! Adjustable to fit most "A" frame trailers on the road today. Your tow vehicle's suspension guarantees this is the softest riding area on your trailer. Supports up to 300 lbs. Distance from top of A-frame to top of tray is approx. 30⁵/₈", top of A-frame to bottom of tray is approx. 29¹/₂" tray measures 32" W x 20" D (notched corners). Made in the USA.

CC-255 Trailer Tray



BIKE BUNK

A raised receiver on the "A" frame is the perfect place to put your bikes. Our Bike Bunk allows any bike rack designed for a 2" receiver to fit. Your application will be determined by turning radius and positioning of the rack. Supports 100lbs. Distance from top of A-frame to top of cross bar is approx. 33¹/₂". Made in the USA.

CC-275 Bike Bunk



TIRE CARRIERS

The Stromberg Carlson universal tire carrier works great on travel trailers and fifth wheel travel trailers with no welds to break. The formed column is flanged and gusseted to reduce tire vibration. The folding carrier has a built in stop so the tire won't fall when tilted down, giving you access to rear storage.



TR-1 Universal Rigid TR-2 Universal Folding

CARGO CADDY



- Platform's inside dimensions are 23" x 60"
- Expanded metal floor drains water off
- Supports 500 lbs. of cargo
- Powder coated to resist rust
- Tie down holes are provided
- Fits in a 2" receiver

CC-100 Cargo Caddy

CC-125 Cargo Caddy Bike Rack
(Hardware for 2 bikes included)



CARGO TRAY SLIDES



Back to back slides cover pass through compartments.

(Multiple length combinations can be used to fit any compartment.)

Plywood and carpet not included.
Width of finished slide determined by plywood.

KV-36

36" deep Tray Slide

KV-44

44" deep Tray Slide

KV-48

48" deep Tray Slide


KV-54

54" deep Tray Slide

Made in the USA



RV Ladders



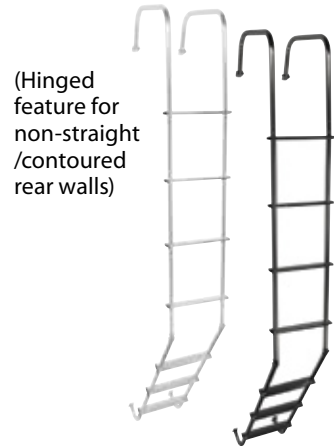
UNIVERSAL EXTERIOR RV LADDER

Designed for the rear of any RV—straight or contoured. Our rugged construction keeps you safe when going up to do maintenance on the roof or just hanging your chairs on the ladder. 92.5" recommended length. Supports up to 250 lbs dynamic load.*



- LA-401 Exterior Ladder
- LA-401B Exterior Ladder, Black

(Hinged feature for non-straight /contoured rear walls)



*Weight ratings are based on proper installation

All Stromberg Carlson ladders are constructed with 1" tubing.

STARTER LADDERS

Get a leg up on climbing your coach's ladder to access your roof top maintenance with our 48" starter ladder. Supports up to 250 lbs at 12° angle.*

- LA-148 Starter Ladder



LA-148

BUNK LADDERS

Bunk ladders provide small feet easier access to their beds or larger feet easier access to stored materials. Bunk ladders come with rubber tread covers to provide comfort to bare feet. Multiple attachment methods are included with both size ladders for your convenience: either use the small hook and extrusion for a positive attachment or the larger hook so no fascia board needs to be drilled. Supports up to 250 lbs at 11° angle.*

- LA-460 60" Ladder
- LA-466 66" Ladder
- LA-460B 60" Ladder Black
- LA-466B 66" Ladder Black

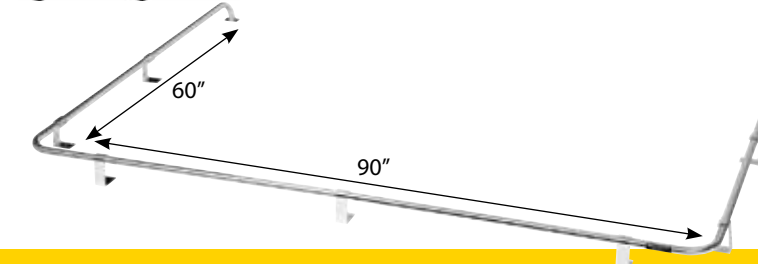
RV Ladders

All racks for use with Stromberg Carlson 1" tubing ladders.

LADDER CHAIR RACK

Relaxing in a larger comfortable RV Chair is great, but transporting them with limited storage is tough. Our RV Ladder Chair Rack gets your style of chair to the campsite or seasonal lot. Our strap and buckle secure your chairs as you travel the highways. This rack does not rattle, and allows traffic to the roof by simply pulling our pins to swing the storage arms out of the way. Aluminum tubing. Supports up to 50 lbs.*

- LA-104 Ladder Chair Rack



LADDER BIKE RACK

Our bike rack attaches to your RV Ladder and is secured to ensure a "no rattle" rack. Once installed, pins can be pulled to easily give you access up and down your ladder. Our bike rack carries two bikes and will get them to your destination safe and secure. Made from aluminum to match the no rust finish of your RV Ladder. Supports up to 50 lbs.*

- LA-102 Ladder Bike Rack



ROOF RAIL

- Universal roof rail adjusts to fit all RVs
- Seven roof stanchions included
- Bright anodized finish

- LA-500 Roof Rail

RV LADDER REPLACEMENT PARTS

FST-9975 Nut Only



2460-A



- FST-9975 Standoff nut only, and used in the top of bunk ladders for hooks. 1 per bag.

- 2460-A Hooks/extrusions for bunk ladders. Both styles in 1 bag.
- 8540-NT Replacement treads can be installed without disassembling ladder. 1 per bag.
- 8535 Aftermarket standoff assembly. 5" long. 1 per bag. (Stromberg, Top Line, Surco)
- 8531 OEM standoff assembly. Shipped 12" long, trim to length. Round base. 1 per bag. (Christenson Industries, Atwood and others)
- 8532-CP Rubber feet for Bunk Ladders. 2 per bag.
- 8510-CP Rubber tread cover for Bunk Ladders, each.

8540-NT



8535



8531



8532-CP



8510-CP



Fifth Wheel Tailgates

VENTED TAILGATES 100 Series



- All steel design
- Open design improves vision
- Custom fitted
- 100 lbs weight limit

100 Series Tailgate Fits

Ford

VG-97-100	1999 – 2016	F-250 & F-350 Super Duty
VG-04-100	2004 – 2014	F-150
VG-15-100	2015 – 2016	F-150

* Additional gates and fits available

GM/Chevy

VGM-99-100	1999-2006	All Series (classic body style)
	2007	2500 & 3500 Series (classic body style)
VGM-07-100	2007	1500 Series (new body style)
	2008 – 2013	All Series
VGM-14-100	2014 – 2016	All Series (accommodates lift assist)

Dodge

VGD-02-100	2002	1500 Series
	2003-2008	All Series
	2009	1500 Series (functional fit)
	2009	2500 & 3500 Series
VGD-10-4000	2010 – 2015	All Series

Toyota

VGT-70-100	2007 – 2015	Full Size Tundra only
------------	-------------	-----------------------



LOUVERED TAILGATES 4000 Series

Our composite gate is lightweight, strong as steel and has louvers that will never rust

- Glass filled composite materials
- Rotary latches & cables included
- Key locks gate onto truck
- Single handed release
- Gate improves vision, reduces drag
- Accessory louvers available for added privacy
- 2 year limited warranty
- Made in the USA
- 100 lbs weight limit

4000 Series Tailgate Fits

Ford

VG-97-4000	1999-2016	F-250 & F-350 Super Duty
VG-04-4000	2004-2014	F-150
VG-15-4000	2015-2016	F-150

* Additional fits available

GM/Chevy

VGM-99-4000	1999-2006	All Series (classic body style)
	2007	2500 & 3500 Series (classic body style)
VGM-07-4000	2007	1500 Series (new body style)
	2008 – 2013	All Series
VGM-14-4000	2014 – 2016	All Series (accommodates lift assist)

Dodge

VGD-02-4000	2002	1500 Series
	2003 – 2008	All Series
	2009	1500 Series (functional fit)
	2009	2500 & 3500 Series
VGD-10-4000	2010 – 2015	All Series

Toyota

VGT-70-4000	2007 – 2015	Full Size Tundra only
-------------	-------------	-----------------------

For 4000 Series tailgates, conversion kits are available on our website. Our 4000 Series Conversion Kits include everything you need to transform your current 4000 Series gate to the correct gate for your new truck.

EXTEND A SHOWER

"A slide out room for your shower"



BRONZE FINISH
EXT-3542ORB



WHITE FINISH
EXT-3542



SATIN FINISH
EXT-3542

The Extend-A-Shower provides extra space at shoulder level where you need it! When not in use simply collapse the Extend-A-Shower into the shower stall to regain your bathroom space. Perfect for RVs and residential showers.

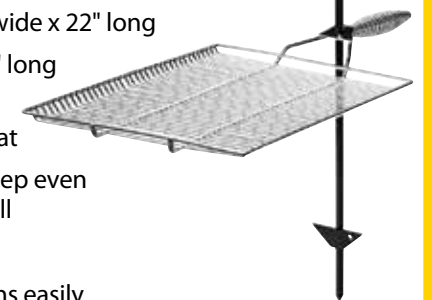
- Pivots into your shower stall when not needed
- Can be used to drip dry laundry over your shower basin
- Adds up to 30% more shower space
- Fits tubs 35" - 42"



STAKE & GRILL

From burgers to brats, coffee to tea; this is the way to cook when camping.

- Grill measures 15" wide x 22" long
- Stake measures 36" long
- Adjusts on stake to desired heat
- Upturned edges keep even hot dogs on the grill
- Rotates 360°
- Chrome finish cleans easily
- Designed for many seasons of use
- Nylon bag included for neat and tidy storage



GR-1522 Stake & Grill

BUMPER MOUNTED CLOTHES LINE

Towels, suits and more have an out of the way place to dry with our versatile Clothes Line. The aluminum tubes are removable and the hardware can stay put on a 4" square bumper.



- 48" long aluminum uprights
- Can be mounted up to 7' apart
- Strong and durable
- Can be removed for travel without tools

CL-100 Bumper Mounted Clothes Line

THE HOT STICK

- Non-conductive wooden handle stays cool to the touch and accommodates 2-handed grip
- Rust resistant stainless steel shaft
- 42" long poker to maintain safe distance from fire
- Hooked shaft end to maneuver firewood and stoke embers

FP-42 The Hot Stick

New For 2016

EXTEND-A-LINE

Extend-A-Line clothes dryer attaches to your RV Ladder in less than a minute, allowing your wet items the fresh air they need to dry.

- Six independent arms can carry towels, suits, or clothes on hangers
- Supports 10 lbs per arm, 60 lbs maximum load when evenly spaced
- CL-36 has 39' usable line space
- CL-27 has 27' usable line space
- Chrome plated arms and a plastic body resist rust
- Wall mounted bracket provided for home use, or RVs without ladders

CL-27 Extend A Line
CL-36 Extend A Line
CL-01 Bumper Post
CL-02 Hitch Adaptor



All arms fold to one side for storage. Must be removed for travel.

CL-01 attaches to 4" sq bumpers or 2" x 6" "A" frame

CL-02 allows CL-01 to be used in a 2" hitch

RV BUMPER RECEIVER

Our Bumper Receiver can be used with most hitch mounted accessories - bike racks or carriers.



- Fits 4" and 4½" square bumpers
- Provides 2" receiver opening
- Supports 200 lbs (always default to your bumper rating capacity)
- Heavy steel construction and zinc plated hardware
- Cannot be used for towing

BA-100 RV Bumper Receiver

STEP STOOL

- 15½" high, 11½" wide
 - First step is 7" from the ground
 - Maximum load 330 lbs.
 - When folded: 7" deep x 12" wide x 17½" tall
 - Aluminum construction
- PA-202** Step Stool



ELECTRIC TONGUE JACK

5000 Pound Capacity

- 5000 lb capacity
- 18" travel, with an additional 5" drop down leg
- 2 separate LED lights
- Emergency crank through head
- 2³⁄₁₆" heavy wall outer tube
- Built-in level
- 2 year warranty

JET-5000 5000 lb Jack



**STROMBERG CARLSON
 PRODUCTS INC.**