

SeaTeak®

TEAK PRODUCTS FOR MARINE
+ OUTDOOR ENTHUSIASTS

2019 CATALOG





THE TEAK STORY

Boaters have long known the value of using teak wood in nautical applications. For more than 2,000 years boat builders used teak wood as a primary material for building boats. The high oil content of teak wood makes it resistant to water, mildew and rot - perfect for environments exposed to weather. Because teak wood is sustainable in a humid, damp environment it is perfect for the outdoors and a nautical theme.

Seateak® products are constructed with the finest teak without knots, stains, pinholes or sapwood. Production management practices assure that each piece is made the same way. Independent quality checks ensure that all aspects of the finished piece meet the requirements of the engineered drawing. Designed to last for years in an outdoor environment, Seateak® products are durable even in their natural finish.

COLLECTIONS

NEW FOR 2019	3
NEW FROM 2018	4
OUTDOOR LIVING	5
FURNITURE, NATURAL FINISH	6
FURNITURE, OILED FINISH	8
SPA	10
SHOWER BENCHES	10
MATS	11
NAUTICAL LIVING	12
FLAGPOLES	12
HANDRAILS	12
HEAD / BATHROOM	13
GALLEY / KITCHEN	14
CABIN	15
DRINK HOLDERS	18
ON THE WATER	19
COCKPIT TABLES	19
DECK ITEMS	20
WOODWORKING	21
DRAWER PULLS + KNOBS	22
LOUVERS	23
MOLDING + TRIM	24
LUMBER + BUILDING MATERIALS	26
SEASTOW	26



Dunes Bar Chair w/White Durasling Fabric

60070 MSRP = \$349.99 UPC = 814154018237

Unit = 45.25" x 18.75" x 21"; 19 lbs.

Box = 47.5" x 21" x 8.5"; 25 lbs.

Seat = 18" L x 16.25" W x 25.6" H

- 100% Solid Teak
- Stainless Steel Footrest Guard
- Assembly Required



Battersea Sling Chair with White Durasling Fabric

60071 MSRP = \$339.99 UPC = 814154018244

Unit = 45" x 22.5" x 38"; 14 lbs.

Box = 58.5" x 27" x 8" L; 23.5 lbs.

- 100% Solid Teak
- No Assembly required; Folds for Storage
- 3 Recline Positions
- Includes Head Rest Pillow



Tub Caddy Tray

62340 MSRP = \$99.99 UPC = 814154018251

Unit = 22.8" x 6.75" x 1.5"; 4 lbs.

Box = 25" x 8" x 4"; 6 lbs.

- 100% Solid Teak
- Fits tubs from 24" - 32" Wide
- Securely Holds Drinks, Book/Tablet, Accessories, Phone
- No Assembly required



Seateak “Chadwick” 60059 Folding Table w/Stainless Steel Legs

- 100% solid teak table top with natural finish
- Construction with stainless steel legs creates sleek and traditional look
- Table easily folds to an 8.5” depth to easily store in tight quarters
- Opening for umbrella included
- Combine with Seateak “Barnegat” #60069 chairs for a complete set
- No assembly or tools required

Seateak “Barnegat” 60069 Folding Teak Chair w/Stainless Steel Legs

- 100% solid teak seat with natural finish
- Construction with stainless steel legs creates sleek and traditional look
- Chair easily folds to an 8” depth to easily store in tight quarters
- Safety release tab only allows folding when not occupied
- Combine with Seateak “Chadwick” table #60059 for a complete set
- No assembly or tools required

SeaTeak 60029 Interlocking Teak Floor Tiles - 10/pk

- Pre-oiled at factory for smooth, honey brown finish
- Comes with pack of 100 rubber feet for added stability and surface safety
- Perfect for building a custom size teak mat for odd-shaped areas on your boat
- Also use on patios, balconies, and large shower areas. Each tile is 11.5” x 11.5”
- Use 10 tiles to build 39” x 24” rectangle or 9 tiles to build 35” x 35” square





OUTDOOR LIVING

NATURAL FINISH FURNITURE

OILED FURNITURE



Captain's + Director's Chairs

Our Captain's + Director's chairs are perfect for your boat. High-quality, water repellent DURASLING® seat fabric, smooth teak and stainless steel construction make these chairs a comfortable seating solution. Folds easily for storage so you can use for extra seating for guests. Features stainless steel hardware. Seat and back are available in blue or white.

DURASLING® fabric seat and back are breathable, mildew and rot resistant, strong, durable, easy to clean and quick to dry.

Natural Finish

Director's Chair

60067 34-1/2" L x 23-1/2" W x 20-1/2" H
17 lbs.
Max Weight: 225 lbs

Order by the following part #'s:

60067-BLU Blue

60067-WHT White



Captain's Chair

60068 45-3/4"H x 23-3/4"L x 21-3/4"W
20 lbs.
Max Weight: 225 lbs

Measures 29" floor to seat.
Features folding foot rest.

Order by the following part #'s:

60068-BLU Blue


60068-WHT White



Bimini Folding Chair with DURASLING®

Designed for the outdoors, the teak Bimini chair is a comfortable seat for your patio, deck or boat. The solid teak wood and stainless steel construction is weatherproof and rot-resistant. Its DURASLING® fabric seat and back are breathable, mildew and rot resistant, strong, durable, easy to clean and quick to dry.

60065 39" L x 23-1/2" W x 23-1/2" H 16 lbs.
Folded: 47-1/2" L x 23-3/4" W x 8" H
Max Weight: 225 lbs
Natural Finish





Windrift 6-Position Deck Chair

A modern take on our Avalon chair, the teak Windrift Deck chair features stainless steel legs for a sleek design. The teak and stainless steel construction make this chair perfect for patio, deck or boat. Features stainless steel hardware.

60066 42-1/2" L x 23" W x 23-1/2" H 21 lbs.
 Folded: 33-1/4" L x 23-1/2" W x 7-1/2" H
 Max Weight: 225 lbs
 Natural Finish

Natural Finish Furniture



Weatherly Folding 6-Position Deck Chair

The Weatherly teak deck chair is a slightly larger version of our Avalon chair. The smooth finish and solid teak design make it perfect for dining tables and relaxing on your boat, patio or dock. Folds easily for storage. Features stainless steel hardware.

60064 44-1/2" H x 23-7/8" W x 26-3/4" D 25 lbs.
 Folded: 36-1/2" L x 24-1/2" W x 9" H
 Max Weight: 225 lbs
 Natural Finish

Folding Serving Tray

Designed for outdoor lifestyles, this teak portable serving tray features a base that folds easy for stowing. Its solid teak construction makes this tray table perfect for your boat, patio or even indoors. Can be used as a breakfast tray or TV tray.

Features stainless steel hardware.

60032 29" L x 21-1/4" H x 15" W 11 lbs.
 Natural Finish





Britannia Folding Steamer Lounge

The Britannia Steamer folding chair is perfect for lounging on your deck, patio, boat or pool side. Add a few pillows and enjoy a relaxing afternoon with a book. A teak oil finish provides a smooth comfortable seat. Folds easily for storage when not in use.

Pictured above left.

60063 57" L x 24" W x 38" H 35 lbs.
 Folded: 50" L x 24" W x 7" H
 Max Weight: 225 lbs
 Oiled Finish

Avalon Folding 5-Position Chair

The Avalon 5-Position folding deck chair is the perfect chair for dining tables. Folds easily for storage so you can use it as extra seating for guests.

Pictured opposite page.

60062 40-3/4" H x 22-3/4" W x 27-1/2" D 22.5 lbs.
 Folded: 36-1/2" L x 23" W x 5" H
 Max Weight: 225 lbs
 Oiled Finish



Folding Deck Tables

These Deck Tables are finished with a coat of teak oil, and will create a beautiful look to your décor. Perfect as an accent or serving table.

Pictured above.

60030 Square

60031 Round

20" x 20" x 20" 11 lbs.

Table Top: 7/8" D

Folded: 23" L x 20" W x 3" H

Oiled Finish



Gatsby Parabola Table

Enjoy al fresco dining with this beautifully detailed solid teak Bistro Table. Comfortably fits a table setting for four. Easy to assemble and stow with a sturdy parabola folding leg design. Features a cutout in the center for your umbrella to provide shade, and brass hardware, including a cap for the umbrella cutout.

60057 35-1/2" W x 29-1/2" H 29 lbs.
Oiled Finish

SeaTeak SPA

Replicate the ambience of a spa in your bathroom at home with beautiful solid teak wood accessories by SeaTeak. The high oil content of teak makes it resistant to water, mildew and rot – perfect for a humid environment like your bathroom.

Shower Benches



Shower + Spa Tray

Displays towels, bath products, flower vase or a book. Constructed with 100% solid teak, its durability makes it also perfect for use as an outdoor serving tray.

60024 24" L x 15.75" W x 2.75" H 7 lbs.
Oiled Finish



Shower + Spa Corner Seat

This solid teak accent piece can be used as a corner seat or side table in your bathroom or shower. Constructed with 100% solid teak, its durability makes it also perfect for your deck, patio or outdoor shower.

60025 19-3/4" L x 17-3/4" H x 17-3/4" W 14 lbs.
Oiled Finish



Shower + Spa Seat

This Seateak Shower & Spa Seat replicates the ambience of a spa in your bathroom at home. The solid teak rectangular accent piece can be used as a seat or table in your bathroom or shower. Its ergonomic handles on both sides provides stability when standing up. A lower shelf provides additional storage for towels or toiletries. Constructed with 100% solid teak, its durability makes it also perfect for your deck, patio or outdoor shower.

60026 19.5" L x 12.75" W x 20.25"H 16 lbs.
Oiled Finish
Height to Shelves
Lower = 5.25"
Upper = 17.5"
Height between shelves = 12.25"

SeaTeak SPA

Solid Teak Shower Mats *a best seller!*

A stylish sustainable Shower Mat Solution for the Dockside, Boat, Poolside, Spa, Door Front or Garden.

Hand sanded and coated with teak oil for beautiful, smooth honey brown finish. Sustainable in a wet environment, these shower mats will resist mold for a cleaner environment. Solid teak construction provides durability against cracks, splinters and decay. Raised construction with stainless steel screws keeps the underside free from debris. Great for outdoor showers or as a front door welcome mat.

Oiled Finish

*Use teak mat on flat surfaces only.
Do not use in bathtubs.*

Small Shower Mat

60021 20" L x 20" W x 1-3/4" H 6 lbs.

Large Shower Mat

60022 31-1/2" L x 19-3/4" W x 1-3/4" H 9 lbs.

Triangular Shower Mat

60023 24" L x 24" W x 1-1/2" H 9 lbs.

String Mat

Rolls up for storage + portability.

Easy to place or remove.

Constructed with coated galvanized wire.

Oiled Finish

60020 19-3/4" L x 19-3/4" W x 5/8" H 5 lbs.



Teak + Holly Anti-Fatigue Mats

Where do you stand on comfort?

Teak + Holly anti-fatigue floor mats cushion your floor to deliver comfort and support where you stand, and reduce stress in your joints, feet and lower back. The synthetic Teak & Holly design is the perfect aesthetic for your boat's helm, galley or cockpit. Bring the nautical look home and use in the kitchen, laundry or workshop.

Measures 20" x 36"

Cushioned 3/8" closed cell foam base, overall height 1/2"

Non-porous, synthetic Teak & Holly top is resistant to acids, salts and paints

Aqua-Tread slip-resistant top

UV-stable finish will not crack or scratch

Available in **Dark #60015**



NAUTICAL LIVING

FLAGPOLES
HANDRAILS
HEAD / BATHROOM
GALLEY / KITCHEN
CABIN
DRINK HOLDERS



Flag Poles

Wave your flags in style with these beautiful traditional style flag poles. The durability of teak allows you to display your flag on your boat or anywhere outdoors. Hardware not included.

		Base	
60748	18"	3/4"	.3 lbs.
60750	24"	1"	.5 lbs.
60751	24"	1-1/2"	.5 lbs.
60752	30"	1"	.7 lbs.
60754	36"	1-1/4"	.9 lbs.
60756	48"	1-1/4"	1.2 lbs.
60758	60"	1-1/4"	2.0 lbs.
60760	72"	1-1/4"	2.1 lbs.

Handrails

SeaTeak® Solid Teak Handrails add a beautiful smooth finish to your deck or cabin. The durability of teak allows you to install to these handrails anywhere.

Handrails are 10-1/16" center-to-center.



		L	W	H	
60101	1 Loop	13"	1"	2-3/8"	.4 lbs.
60102	2 Loop	23"	1"	2-3/8"	.7 lbs.
60104	3 Loop	33"	1"	2-3/8"	1 lbs.
60106	4 Loop	43"	1"	2-3/8"	1.5 lbs.
60108	5 Loop	53"	1"	2-3/8"	1.7 lbs.
60110	6 Loop	63"	1"	2-3/8"	2 lbs.
60112	7 Loop	73"	1"	2-3/8"	2.5 lbs.



Toothbrush Holder

62310 .1 lbs.
 L 5-3/4"
 W 1-7/8"



Cup + Toothbrush Holder

62312 .1 lbs.
 L 4-3/4"
 H 3-2/3"
 W 1-1/16"



Liquid Soap Holder

62316 .6 lbs.
 L 3-3/4"
 H 4-3/8"
 W 2-3/4"

Holds up to 10-1/2 oz. oval size of liquid soap or hand sanitizer. Can be wall mounted.



Toilet Paper Holder

62322 .3 lbs.
 L 5-1/2"
 H 3-3/4"
 W 1-7/8"

Spring-loaded bar



Towel Bar

62330 .5 lbs.	62332 .7 lbs.
L 14"	L 23"
H 1"	H 1"
W 2-1/2"	W 2-1/2"



Towel Rack

62334 .7 lbs.	62336 1 lbs.
L 16"	L 22"
H 3"	H 3"
W 1-7/8"	W 1-7/8"



Towel Ring

62338 .8 lbs.
 L 9-1/2"
 H 6"
 W 2"



Stow Rack

62526 .6 lbs.
 L 13-1/2"
 H 1-7/8"
 W 3"

A multi-purpose holder for wallets, keys, etc. Can be used as a shower caddy.



Medicine Chest

62354 8 lbs.
 L 11"
 H 15"
 W 4-1/2"

Can be mounted to open left or right. Adjustable shelves. Glass mirror



Dish/Spice/Paper Towel Rack

62402 6 lbs. Holds 4 plates up to 11" diameter + standard paper towel roll. Spring-loaded bar.
 L 22-3/8"
 H 16"
 W 4"



Dish/Cup/Utensil Holder

62404 5.5 lbs.
 L 16-1/4"
 H 9-7/8"
 W 7-1/8"
 Holds cups, plates, flatware



Dish/Cup Holder

62406 4.5 lbs.
 L 19-3/4"
 H 11-1/2"
 W 4-1/4"
 Holds 4 plates + 4-6 cups



Modular Cup Rack

62408 3 lbs.
 L 4-1/4"
 H 10-3/8"
 W 4-1/4"

Holds 3-4 cups



Cutlery Rack

62414 2 lbs.
 L 5-3/4"
 H 8-5/8"
 W 3-3/8"

3 silverware sections + 6 knife slots



Spice Racks

62436 1 lbs. L 14"
 H 2-7/8"
 W 4"
62438 2 lbs. L 23-3/8"
 H 2-7/8"
 W 4"

Holds up to 6 standard spice bottles

Holds up to 15 standard spice bottles



Square Trivets

62420 .3 lbs. L 6"
62421 .5 lbs. L 8"



Wall-Mount Paper Towel Holder

62442 .6 lbs.
 L 12-1/4"
 H 1-7/8"
 W 4-3/8"

Fits standard or jumbo roll
 Spring-loaded bar



Spice Rack+Paper Towel Holder

62446 2.7 lbs. Fits standard roll
 L 13-1/16"
 H 10"
 W 3-3/4"



Fishing Rod Storage Racks

Sold in pairs. Racks require 2 of 60609 mounting boards sets to mount.

60609 Mounting Boards
3-5/16" L x 1-5/8" W x 9/16" H 1 lbs.

60610 2-Rod Storage Rack
8-1/2" L x 3/4" W x 2-7/8" H .5 lbs.

60612 4-Rod Storage Rack
15-1/2" L x 3/4" W x 2-7/8" H 1 lbs.

60614 6-Rod Storage Rack
22-1/2" L x 3/4" W x 2-7/8" H 1.5 lbs.



Pencil Holder

62536 .5 lbs.
L 4-3/4"
H 3-1/4"
W 1-1/8"



Navigation Tray

62530 1.5 lbs.
L 17-1/2"
H 3-7/16"
W 2-3/4"



Navigation Rack

62532 2 lbs.
L 16-3/4"
H 5"
W 3-1/2"



wall or surface
mount

Utility Shelf

62554 2.5 lbs.
L 21"
H 5"
W 6"



Binocular Rack

62702 Small
8-5/8" L x 3-1/2" W x 4-7/8" H 2 lbs.
Inside dimensions: 7-7/8"L x 4-3/8"H x 2-7/8"D

62704 Large
9-1/4" L x 4-1/4" W x 5-1/8" H 2 lbs.
Inside dimensions: 8-1/2"L x 4-3/4"H x 3-5/8"D



Hand Held Compass Holder

60461
4-1/4" L x 2-1/4" W x 2-1/4" H 1 lbs.

Hand Held VHF/GPS Rack

62708
3-7/8" L x 3-1/8" W x 6" H 1 lbs.



Utility Hook

62560 .5 lbs.
L 3-3/4"
H 7"
W 7/8"



Magazine Rack, Grate Front

62502 3 lbs.
 L 10-1/2"
 H 11-1/4"
 W 4-3/8"



Magazine / Utility Rack

62504 2 lbs.
 L 9-3/4"
 H 9-3/8"
 W 4-7/8"



Magazine Rack

62506 3 lbs.
 L 14-3/4"
 H 12"
 W 4-1/4"



Double-Wide Magazine Rack

62508 3 lbs. Large enough
 L 18-5/16" for charts +
 H 9-1/2" navigation
 W 4-1/8" books



Hardcover Book Rack

62512 3 lbs. Also suitable
 L 15" for storing
 H 7-1/4" miscellaneous
 W 7-1/4" items



Paperback Book Rack

62514 2 lbs. Also suitable
 L 15" for storing your
 H 6" VHS Cassettes
 W 5-1/4"

Racks can be wall-mounted or free standing



CD/DVD Rack

62520 1 lbs.
 L 8-5/8" Holds up to 16 CD's
 H 5-5/8" or 14 DVD's
 W 5-1/4"



Cabin



Overhead Wine Glass Rack

62425 1.4 lbs.
 L 16-5/8" Holds up to 12 large
 H 11-3/4" wine glasses
 W 7/8"



Rectangular Mirror

62544 2.6 lbs.
 L 11"
 W 15"




Porthole Mirror

62540 1.8 lbs.
 L 10-1/2"
 D 3/4"



Wine Glass Rack with/ Shelf

62426 2.1 lbs.
 L 17-1/2"
 H 5"
 W 2-5/8"



NAUTICAL LIVING



Folding Drink Holder

62601 .7 lbs.
 L 5-1/4"
 H 4-1/4"
 W 1-3/4"



Folding Insulated Drink Holder

62602 .8 lbs.
 L 5-1/4"
 H 4-3/4"
 W 1-3/16"

Holds 1 insulated can



Two-Drink Holder

62610 .7 lbs.
 L 7-3/4"
 H 3-1/2"
 W 3-3/4"

Holds 2 cans or bottles



Two-Insulated Drink Holder

62612 1.1 lbs.
 L 8-5/8"
 H 3-5/8"
 W 4-1/2"



Two-Insulated Drink + Binocular Holder

62616 1.5 lbs.
 L 13"
 H 3-3/4"
 W 4-5/8"

Holds 2 insulated cans or 1 pair of binoculars



Four-Drink + Binocular Holder

62632 1.3 lbs.
 L 14-1/4"
 H 3-1/2"
 W 4"

Holds 4 cans or bottles, or 2 drinks and 1 pair of binoculars



Two-Insulated Drink + Binocular Holder

62634 1.6 lbs. **62654** 2 lbs.
 L 16-3/4" L 16-3/4"
 H 3-1/2" H 3-1/2"
 W 4-1/2" W 4-1/2"

Holds 4 glasses/cans in insulators, or 2 glasses/cans in insulators + 1 pair of binoculars. 62654 includes (2) 72669 steering pedestal clamps for mounting on steering pedestal.



ON THE WATER

COCKPIT TABLES

DRAWER FRONTS

DECK ITEMS



Cockpit Table - Folding Leaves + 4-Drink Holder

Solid Teak Cockpit Table folds down when not in use for optimal space in small quarters. The entire unit is removable for storage. Easy to install (no drilling).

- Stainless steel hardware
- Closed dimensions: 16"W x 25"L
- Fold-down support leg 30-1/2" long
- Drink holder holds 4 glasses or 2 glasses and pair of binoculars
- Fits all pedestal steering guards (w/ 3/4", 1" or 1-1/4" diameter tubing) positioned in front of the steering post through the use of included rail clamps
- Natural Finish

60392 32" H x 15.75 W x 31" D when open
32" W with leaves expanded
25 lbs. 5-3/4" W & H drink holder



Cockpit Table - 4-Drink Holder + Removable Table

Solid Teak Cockpit Table can be easily removed and stowed, or used as a tray, when not in use for optimal space in small quarters. Easy to install (no drilling).

- Drink holder holds 4 glasses or 2 glasses and 1 pair binoculars
- Fits all pedestal steering guards (w/ 3/4", 1" or 1-1/4" diameter tubing) positioned in front of the steering post through the use of special clamps (included)
- Natural Finish

60394 25" L x 7/8" H x 16" W 14 lbs.
5-3/4" W & H drink holder



Winch Pads

	L	H	
60164	4-1/2"	1-1/4"	.5 lbs.
60166	6-3/8"	1-1/4"	1 lbs.



Deck Steps

Teak deck steps provide traction to the side of your deck, swim platforms or ladders. Pre-drilled for mounting.

May be slippery when wet.

Large

60502 15" L x 1/2" W x 6" H 1 lbs.

Medium

60504 11-1/2" L x 1/2" W x 4-3/4" H

Small

60506 8-3/4" L x 1/2" W x 3-1/2" H

Medium & Small: .5 lbs.



Dorade Box-Waterproof Venting System

	L	H	W	
60310	16"	5-3/8"	7"	4 lbs.



Outboard Mounting Bracket

	L	H	W	
60326	7"	6-7/8"	1-3/4"	2 lbs.

For motors up to 12 h.p. only;
Fits 7/8" or 1" railings



Drawer Door Front + Frame

	L	H	
60732	15"	7"	2 lbs.
60734	18"	8"	3 lbs.
60736	21"	9"	4 lbs.



Cooler/Box Chocks

	L	W	H	
60329	4-1/2"	4-1/2"	5/8"	1 lbs.

4-pack



Air Conditioning Vent

	L	H	W	
60629	9-3/4"	5-3/4"	1-3/8"	1 lbs.

Slats are adjustable.
Slats control direction of air.
Requires 8-3/4"W x 4-3/4"H cutout.



Pinrails

	L	H	W	
60703	5'	3-1/2"	7/8"	2 lbs.

L-Type Pinrail

60705 5' 2-9/16" 7/8" 1 lbs.
Standard Type Pinrail



WOODWORKING

DRAWER PULLS + KNOBS

LOUVERS

MOLDING + TRIM

LUMBER

BUILDING MATERIALS



2" Round Drawer Knob
60120 1-1/2" H
 2-pack; Includes hardware



1/2" Oblong Drawer Pull
60124 4-1/16" L
 2-pack



1 3/8" Round Drawer Pull
60127 3/8" L
 2-pack; Recessed



1 1/4" Square Drawer Knob
60130 3/4" H
 2-pack; Includes hardware



2 3/4" Rectangular Drawer Knob
60131 1-1/8" W+D
 2-pack; Surface Mount;
 Includes hardware



3 1/4" Rectangular Drawer Pull
60135 1-1/8" W x 3/8" D
 2-pack



4 1/4" Handle Drawer Pull
60137
 2-pack; Surface Mount;
 Includes hardware



4 1/2" Rectangular Drawer Pull
60142 1-1/2" W x 1/2" D
 2-pack; Recess Mount



Handle Drawer Pulls
60145 5/8"H x 1-1/4"W
60146 1"H x 1-1/4"W
 2-pack; Recess Mount



3 3/4" Oval Drawer Pull
60147
 2-pack; Surface Mount;
 Includes hardware



Thru-Hull Plugs
60148 4"L x 7/8"W to 7/16"W
60149 6"L x 1-5/8"W to 5/8"W



1/2" L Teak Plugs, 20/pack
60150 1/4"W
60151 3/8"W
60152 1/2"W
60153 5/8"W

Switch Plates

2-packs
 3-5/8"W x 5-1/16"H



60170 Outlet Cover



60171 Ground Fault



60172 Switch



60174 Blank



Louvered Inserts

	W	H	D	
60710	9-1/8"	16"	3/4"	1.5 lbs.

Vertical size. Requires 15"H x 8-1/8"W cutout

	W	H	D	
60712	9-1/8"	7-1/2"	3/4"	1 lbs.

Horizontal size. Requires 6-1/2"H x 8-1/2"W cutout

	W	H	D	
60714	11-3/16"	6-3/8"	3/4"	1 lbs.

Horizontal size. Requires 5-3/8"H x 10-3/16"W cutout

	W	H	D	
60716	17-3/4"	9-3/8"	3/4"	1.5 lbs.

Horizontal size. Requires 8-3/8"H x 16-3/4"W cutout

Louvered Doors + Frames

Square, 12" x 12"*

60720 Right-hand opening (Hinges on right, if facing door)

60721 Left-hand opening (Hinges on left, if facing door)

Requires 11" x 11" cutout. 2.5 lbs.

Square, 15" x 15"*

60722 Right-hand opening (Hinges on right, if facing door)

60723 Left-hand opening (Hinges on left, if facing door)

Requires 14" x 14" cutout. 3.5 lbs.

Oblong, 15" x 20"*

60724 Right-hand opening (Hinges on right, if facing door)

60725 Left-hand opening (Hinges on left, if facing door)

Requires 14" x 19" cutout. 4 lbs.

*Frame thickness measures 7/8"

Hinges not included. Recommended hinges:

Amerock #BP3417-3



Build Your Own Louvered Door

Determine the total inches of louver slats required by subtracting 4" from the overall width of the door, and 4" from the overall height of the door, and multiply the two numbers.

Louvered Door Side Rails

Sold in pairs (left + right)

	L	H	W	
60880	4'	1-7/8"	7/8"	3.5 lbs.

Louvered Door Top or Bottom Stile

60881	4'	1-7/8"	7/8"	2 lbs.
--------------	----	--------	------	--------

4' Louver Slat

60882	4'	1-3/16"	3/16"	.5 lbs.
--------------	----	---------	-------	---------



Bulkhead Molding



1/2" Track Inside Corner

60822 .1 lbs.
 Inside Radius 1-3/4"
 Outside Radius 2-1/4"



1/2" Track Outside Corner

60823 .1 lbs.
 Inside Radius 2"
 Outside Radius 1-1/2"



3/4" Track Inside Corner

60826 .1 lbs.
 Inside Radius 2"
 Outside Radius 2-1/2"



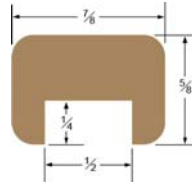
3/4" Corner Cap/Hand Hold

60805 .4 lbs.
 13-1/4" L x 5" H x 1-1/4" W
 Gap: 3/4"



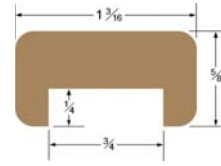
3/4" Track Outside Corner

60827 .1 lbs.
 Inside Radius 2-1/4"
 Outside Radius 2-3/4"



1/2" Track Straight Length

60821 .5 lbs.
 Length 5'



3/4" Track Straight Length

60825 .8 lbs.
 Length 5'

Rail Molding



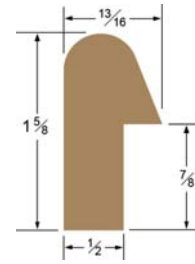
Inside Corner

60832 .1 lbs.
 Inside Radius 1-3/4"
 Outside Radius 2-1/4"



Outside Corner

60833 .1 lbs.
 Inside Radius 2"
 Outside Radius 2-1/2"



Straight Length

60831 1.3 lbs.
 Length 5'

Edge Molding



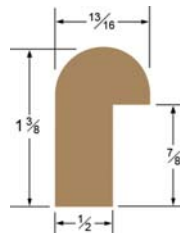
Inside Corner Edge

60836 .1 lbs.
 Inside Radius 1-3/4"
 Outside Radius 2-1/4"



Outside Corner Edge

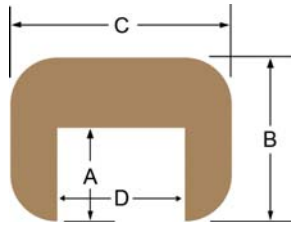
60837 .1 lbs.
 Inside Radius 2"
 Outside Radius 2-1/2"



Straight Length


60835 1.2 lbs.
 Length 5'

Cap Molding



Large		Small	
60840	1 lbs.	60841	.8 lbs.
A	1/2"	A	3/8"
B	7/8"	B	5/8"
C	1-3/16"	C	7/8"
D	3/4"	D	1/2"
Length	5'	Length	5'

"L" Molding



Large		Small	
60843	1 lbs.	60844	.5 lbs.
A	1-3/16"	A	7/8"
B	1-3/16"	B	7/8"
C	13/16"	C	5/8"
Length	5'	Length	5'

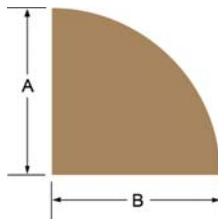
Bunk Rail Molding



1/2" Track Straight Length

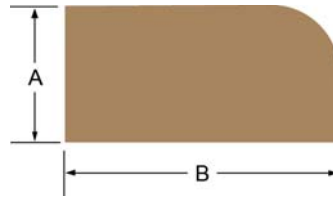
60847	2 lbs.
Length	5'

Quarter Round Molding



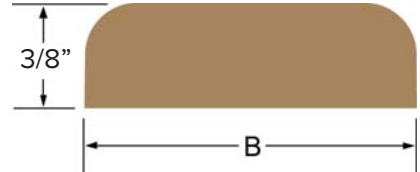
Large		Small	
60850	.5 lbs.	60851	.3 lbs.
A	1/2"	A	3/8"
B	1/2"	B	3/8"
Length	5'	Length	5'

Stop Molding




Large		Small	
60853	.5 lbs.	60854	.2 lbs.
A	3/8"	A	3/8"
B	3/4"	B	3/8"
Length	5'	Length	5'

Battens



		B Length		
60855	3"	5'		1.7 lbs.
60857	1-7/8"	5'		1 lbs.
60858	1-7/16"	5'		.7 lbs.
60859	1-3/16"	5'		.7 lbs.
60860	7/8"	5'		.5 lbs.

Cockpit Grate Material



	Length	A	B	C	
60887	4'	1-3/4"		15/32"	1 lbs.
60876	4'	11/16"		11/32"	.2 lbs.
60888	4'	2-3/4"		11/16"	2 lbs.
60889	4'	2-3/4"		15/16"	2 lbs.

Teak Lumber

Seateak Lumber can be used in many applications (indoors or outdoors). Our lumber is kiln-dried before milling to ensure a long-lasting durability, and machine-made so that all 4 sides have a smooth finish. Available in various lengths and widths, Seateak Lumber offers the classic finish that has been known for centuries as the best way to protect boats against Mother Nature.



Part No.	Thickness	Width	Length	Weight
60808	3/8"	5-3/4"	12"	.7 lbs.
60809	3/8"	5-3/4"	36"	2 lbs.
60810	3/8"	5-3/4"	60"	3.4 lbs.
60811	1/2"	1-3/4"	30"	.7 lbs.
60812	1/2"	1-3/4"	36"	.8 lbs.
60813	1/2"	1-3/4"	72"	1.7 lbs.
60814	7/8"	7/8"	30"	.6 lbs.
60815	7/8"	1-3/4"	48"	2 lbs.
60816	7/8"	3-3/4"	12"	1.1 lbs.
60817	7/8"	3-3/4"	3-7/8"	.4 lbs.
60818	7/8"	4"	36"	3.4 lbs.
60819	7/8"	3-3/4"	8"	
60820	7/8"	3-3/4"	36-7/8"	

Teak Veneer Kits

Teak Veneer Kits add a teak finish to your indoor or outdoor projects. It bends and flexes to work with curves, and shapes without splitting. Use teak veneer in projects like cabinetwork, counter tops, desks, doors, tables and planters.

100% solid teak 2 square foot veneer kits.

Made from premium sliced hardwoods spliced along the edges for full width.

4 pieces of veneer in each kit.

Part No.	Thickness	Width	Length
60897	1/16"	3"	24"
60898	1/8"	3"	24"
60899	1/4"	3"	24"



SeaStow

Storage + Convenience Solutions


Rail Clamps

Rail Clamps are now available for individual purchase. Use to mount any glass, binocular or bottle holder to a steering pedestal.

Requires no holes to be drilled in railing.

Part #72669





SeaTeak

Learn more about boat cabin and galley we have.