

REMC

I N D U S T R I E S

RV AND TOWING EQUIPMENT





THE REMCO FAMILY OF PUMPS ARE ALWAYS READY TO PERFORM.

Successfully sourcing quality fluid handling equipment is no longer impossible. Industry professionals choose Remco first because of our commitment to pro-level quality, engineering, and customer service.

Field proven means exactly that.

Every component of every Remco product has earned its pedigree through relentless field use and refinement.

Remco takes nothing for granted. Every product is tested at the factory to ensure it meets our rigorous standards of quality and performance.

American made—a defining characteristic that speaks for itself.

Remco Professional Grade quality starts with our engineers' vision to produce fluid handling equipment that excels in performance and reliability, and surpasses the end user's expectations.

The Remco mission succeeds only when our customer's mission succeeds. Our products are setting new industry standards, and so is the Remco commitment to customer service and satisfaction.





Remco.

**Committed to delivering
professional grade pump
solutions.**

The Remco line of products represents our enduring commitment to deliver exceptional products that power our customers' success.

The Remco approach to solving your pump challenges starts with a deep understanding of the demands our customers face every day in the shop and in the field.

A powerful vision that guides our promise to deliver excellence, the Remco line of professional grade pumps represent the quality and principles upon which we continually judge ourselves, our products and our customers' continued success.

This is the Remco commitment to pumping excellence.

REMCO
Industries™

POWER RV SERIES

REMCO DELIVERS THE MOST COMPLETE LINE UP OF RV PUMP SOLUTIONS WITH "POWER RV"

If you're looking for pro-level RV pumping solutions, then PowerRV is your next stop. The Remco PowerRV Series provides a solution for every RV fluid pumping challenge, from potable water to gray and black water. There's even a solution for cooling transmission oil for towed vehicles. Rugged, powerful and field tested, the dependable PowerRV series will deliver just like home performance every time, season after season.



Aquajet
Pg 6-7



Rebel
Pg 8-9



Towing
Pg 10-11



3288
Pg 12



Macerator 01
Pg 16



Macerator 02
Pg 17

WaterMaker

Parts

BRING THE BENEFITS OF SAFE AND HEALTHY DRINKING WATER TO YOUR HOME AWAY FROM HOME.

Remco WaterMaker reverse osmosis water filtration from Nimbus Water Systems incorporates some of the most effective RO treatment technologies available. These complete single unit systems incorporate pre-filters and the latest in multi-stage membrane technologies, along with post RO filters and carbon filters. In addition to delivering the benefits of purified water, the Remco WaterMaker will dramatically reduce the amount of water waste at the faucet.

GENUINE REMCO PARTS, ACCESSORIES AND REPAIR KITS.

Engineered specifically for Remco pumps, our complete line of accessories and fittings are manufactured to the highest standards. And should a Remco Pump ever need them, we offer a complete line of genuine repair kits and assemblies for most models.

**Watermaker Mini
Pg 13**



**Fittings
Pg 18**



**Filters
Pg 19**



**Watermaker Five
Pg 14-15**








Aquajet

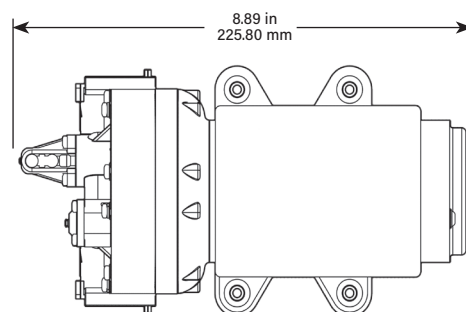
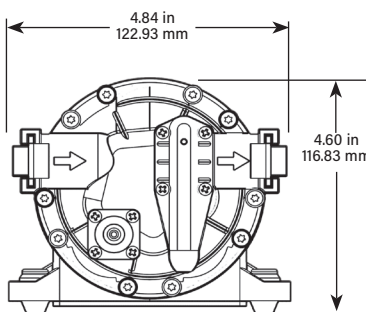
POWERRV
SERIES


The PowerRV Aquajet - variable speed, low noise, and steady performance.

Typical Applications: * RV and Coach Water Pumps * Ag Water Pumps * Transfer Pumps

AQUAJET VARIABLE SPEED

-  Made in the USA
-  Smoother flows without rapid cycling
-  Improved safety features
-  Greater flows higher pressures
-  Virtually silent operation



AQUAJET SERIES PUMP PERFORMANCE

PSI	AQUAJET-AES/OES			AQUAJET-ARV/ORV			AQUAJET-AES 115 VAC			AQUAJET-ARV 115 VAC		
	GPM	LPM	AMPS	GPM	LPM	AMPS	GPM	LPM	AMPS	GPM	LPM	AMPS
OPEN	3.40	12.89	3.50	5.30	20.09	7.25	3.40	12.89	0.50	5.30	20.09	0.50
10	3.00	11.37	4.50	4.75	18.00	8.50	3.00	11.37	0.75	4.75	18.00	0.75
20	2.70	10.23	5.50	4.00	15.16	9.75	2.70	10.23	0.75	4.00	15.16	1.00
30	2.30	8.72	6.50	3.25	12.32	10.00	2.30	8.72	1.00	3.25	12.32	1.25
40	2.00	7.58	6.50	2.50	9.48	10.00	2.00	7.58	1.00	2.50	9.48	1.50
50	1.60	6.06	6.50	2.25	8.53	10.00	1.60	6.06	1.00	2.25	8.53	1.50
60	1.25	4.74	6.50	1.75	6.63	10.00	1.25	4.74	1.00	1.75	6.63	1.50
70	1.00	3.79	6.50	1.50	5.69	10.00	1.00	3.79	1.00	1.50	5.69	1.50

AQUAJET STANDARD PUMP CONFIGURATIONS

Item Number	GPM	Controls	PSI	Valves	Diaphragm	Ports	Voltage
3.4 GPM							
55AQUAJET-AES	• 3.4 GPM	VARIABLE SPEED	65	EPDM	SANTOPRENE	3/4" QUICK ATTACH	12 VDC
55AQUAJET-OES	3.4 GPM	VARIABLE SPEED	65	EPDM	SANTOPRENE	3/4" QUICK ATTACH	12 VDC
5.3 GPM							
55AQUAJET-ARV	• 5.3 GPM	VARIABLE SPEED	65	EPDM	SANTOPRENE	3/4" QUICK ATTACH	12 VDC
55AQUAJET-ORV	5.3 GPM	VARIABLE SPEED	65	EPDM	SANTOPRENE	3/4" QUICK ATTACH	12 VDC
24 VDC							
55AQUAJET-AES24	• 3.4 GPM	VARIABLE SPEED	65	EPDM	SANTOPRENE	3/4" QUICK ATTACH	24 VDC
55AQUAJET-ARV24	• 5.3 GPM	VARIABLE SPEED	65	EPDM	SANTOPRENE	3/4" QUICK ATTACH	24 VDC
115 VAC							
55AQUAJET-WVS38-115	• 3.4 GPM	VARIABLE SPEED	65	EPDM	SANTOPRENE	3/4" QUICK ATTACH	115 VAC
55AQUAJET-WVS45-115	• 5.3 GPM	VARIABLE SPEED	65	EPDM	SANTOPRENE	3/4" QUICK ATTACH	115 VAC

• 3/4"QA x 1/2" MNPT Fittings included in box
 Other configurations available, please consult factory

As variable speed technology is becoming increasingly popular throughout the RV industry, Remco remains committed to its continued product leadership. Our unmatched experience with both RV manufacturers and owners has enabled us to provide "the best RV pumps in the world."

QTS-556 Fitting



PUMP INFORMATION



Type

5 chamber variable speed diaphragm pump, self priming, capable of being run dry

Certifications

IAPMO, NSF, CSA

Liquid Temperature

140°F (60°C) Max.

Priming Capabilities

AES: 10 feet (3 m)
 ARV: 13 feet (4 m)

Inlet/Outlet Ports

3/4" Quick Attach

Weight

8 lbs (3.6 kg)

MOTOR INFORMATION



Leads

14 AWG, 12" long

Temperature Limits

If the heat rises above 185°F (85°C), an auto reset thermal protector will shut down the system, allowing the components to cool.

Low Voltage Shut-off

Rebel

POWERRV
 SERIES

FLO
IQ
 INSIDE.


The PowerRV Rebel—
 Delivering a new
 level of pumping
 performance.

Typical Applications * Water Treatment/RO * General Industrial * Alternative Energy/Solar



Made in the
 USA



Motor Options



Sealed motor

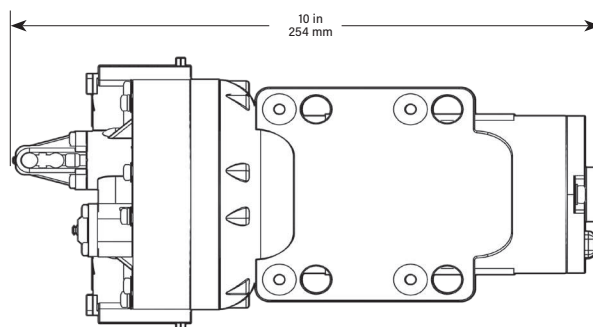
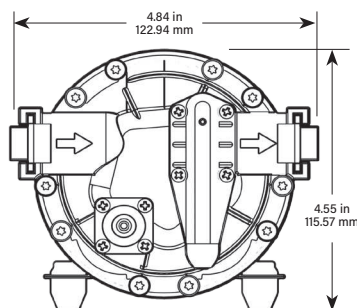


Professional
 grade



Heavier wire for low
 amp draw

12V PUMP DIMENSIONS



PERFORMANCE REBEL SERIES

	53REBEL			54REBEL			55REBEL		
PSI	GPM	LPM	AMPS	GPM	LPM	AMPS	GPM	LPM	AMPS
OPEN	3.10	11.75	4.00	4.55	17.24	7.50	5.30	20.09	8.00
10	2.80	10.61	5.00	4.10	15.54	8.50	5.11	19.37	9.50
20	2.30	8.72	6.00	3.75	14.21	9.50	4.75	18.00	11.00
30	2.10	7.96	7.00	3.40	12.89	11.00	4.30	16.30	13.00
40	1.90	7.20	8.00	3.05	11.56	12.00	3.85	14.59	14.00
50	1.65	6.25	8.50	2.75	10.42	13.00	3.40	12.89	15.00
60	1.45	5.50	9.50	2.45	9.29	13.50	3.00	11.37	15.00

FLO
IQ
 INSIDE.

REBEL STANDARD PUMP CONFIGURATIONS

Item Number	GPM	Controls	PSI	Valves	Diaphragm	Ports	Voltage
JRV PUMPS							
53REBEL-JRV	3.0 GPM	Dual	60	EPDM	SANTOPRENE	3/4" QUICK ATTACH	12 VDC
54REBEL-JRV	4.0 GPM	Dual	60	EPDM	SANTOPRENE	3/4" QUICK ATTACH	12 VDC
55REBEL-JRV	5.3 GPM	Dual	60	EPDM	SANTOPRENE	3/4" QUICK ATTACH	12 VDC
55REBEL-65C	5.3 GPM	Dual	60	EPDM	SANTOPRENE	3/4" QUICK ATTACH	120 VAC
ORV PUMPS - No fuse							
53REBEL-ORV	3.0 GPM	Dual	60	EPDM	SANTOPRENE	3/4" QUICK ATTACH	12 VDC
54REBEL-ORV	4.0 GPM	Dual	60	EPDM	SANTOPRENE	3/4" QUICK ATTACH	12 VDC
55REBEL-ORV	5.3 GPM	Dual	60	EPDM	SANTOPRENE	3/4" QUICK ATTACH	12 VDC

• Retail Packaging • Other Voltages Available

Engineered to withstand the most rigorous and punishing duty cycles, the PowerRV Rebel Series Pump is a top-line performer. We make this claim because we use the highest quality American Made pump components, and back it up with support for only one mission: yours. What makes this pump special is Remco's ability to offer custom configurations that precisely match your industrial and commercial needs.



PUMP INFORMATION

Voltage

12VDC or 120VAC

Flow Rate

53REBEL - 3.0 GPM / 12 LPM
 54REBEL - 4.0 GPM / 15 LPM
 55REBEL - 5.3 GPM / 20 LPM

Amps

15 Max

Max Pressure

60 PSI Shutoff

Inlet/Outlet Ports

3/4" NPT or Quick Attach

Weight

All models: 8 lbs (3.62 kg)




MOTOR INFORMATION

- No cycling
- Outlet check valve prevents back flow
- High Performance
60PSI, 15 Amps Max
- Self Priming - 14 Ft.
- Run dry capability



Towing

POWERRV
 SERIES


The PowerRV Towing Kit -
 Specially designed for
 transmission and
 lubrication fluids.

Typical Applications * Extreme Duty * Transmission Fluid * Industrial Use



Made in the USA



Electronic monitor
 safeguards the
 transmission.



One coiled cable provides
 all the circuits for the pump,
 monitor, and towed vehicle
 tail lights.

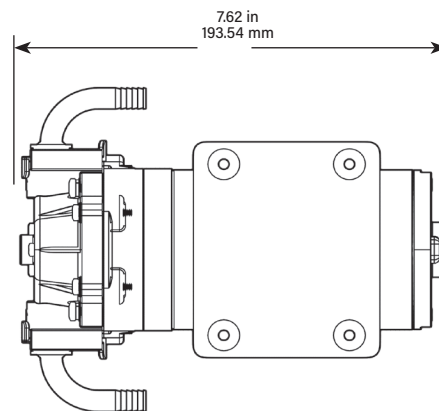
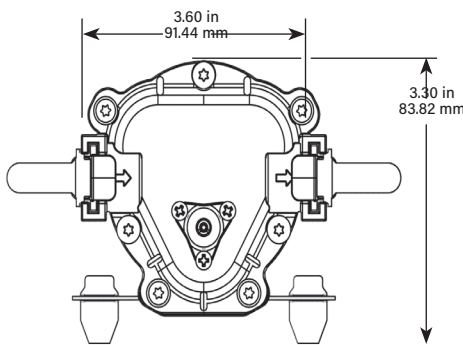


One year/10,000 miles
 limited warranty



Easy installation

LUBE PUMP DIMENSIONS



Remco PowerRV Towing Pump Systems
 are field proven and deliver a complete
 solution for your towing requirements.
 Contact your dealer or Remco and get
 equipped to start towing your vehicle the
 hassel-free way today.



*THE RV
TOWING
EXPERTS.*

Hassel free and secure RV vehicle towing starts with REMCO - "The RV Towing Experts".

REMCO Industries offers a complete line of high quality fluid handling and towing products for the RV industry. The PowerRV™ line of professional grade pumps have set the standard for ruggedness and dependability, offering a solution for any RV fluid handling challenge. The REMCO PowerRV™ Towing Pump System used for hassel free wheels on the ground towing retains its place as the RV towing champion.



BRAKES

Towing Hardware

Peace of mind, safety, and a great ride are all delivered through the great performing Patriot Braking System from Remco.



**TOW BARS AND
BASEPLATES**

Tow Bars and Baseplates

Remco offers a complete line of tow bar products. There are 11 models of Tow Bars and vehicle specific Base Plates to choose from depending on your RV and towing requirements.



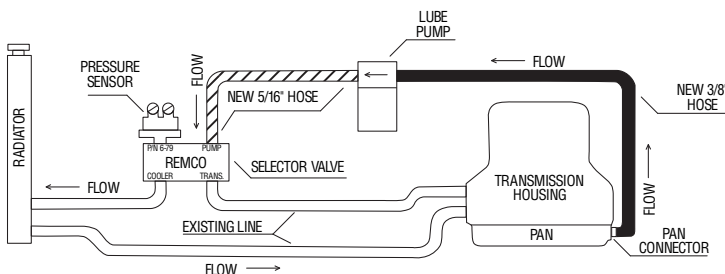
RECEIVERS

Drop Receivers

Remco carries the complete line of drop receivers. All drop receivers are Class IV and rated to 10,000 pounds. Drop distances are available in 2, 4, 6, 8 and 10 inches.

**With over 100,000 units in the field, the
Remco™ PowerRV™ Towing Pump System has
field proven performance that delivers
under the toughest towing conditions.**

Simple and reliable design.



**Custom designed
to fit your model
car or truck, the
Remco Towing
Pump System
was designed to
take the heavy
work and worry
out of towing
your vehicle...**

Chosen by Ford® for OEM towing.

Ford Motors® offers Remco PowerRV Towing Pump Systems as an integrated towing solution. Ask your dealer for details.



3288

POWERRV
SERIES


The Power RV 3288-
Your new favorite automatic
demand RV water pump.
Direct Replacement Pump.

Typical Applications * Water Treatment/RO * Automotive * RV and Coach Water Pumps

Positive displacement pump

Can run dry

Quiet operation

Demand/Bypass pump

Low amp draw easy connect fittings

Industry standard mount pattern

Built in check valve

MOTOR

Leads

18 AWG, 4.5" long with 2-pin connector

Duty Cycle

Intermittent

PUMP

Type

Diaphragm pump, self priming, capable of being run dry

Mode

Demand/Bypass

Liquid Temperature

140 degrees F

Priming Capabilities

up to 6 ft

Max Pressure

45 PSI (3.1 bar)

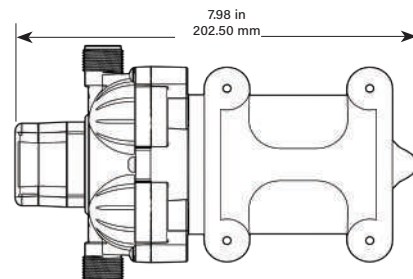
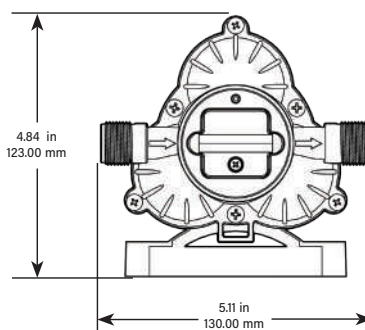
Inlet/Outlet Ports

1/2 NPT Male

Weight

4.8 lbs (1.14 kg)

12V PUMP DIMENSIONS



Item Number	GPM	Controls	PSI	Valves	Diaphragm	Ports	Voltage
3288-1C4-82A	3.0 GPM/11.6	Demand/Bypass	45	EPDM	SANTOPRENE	1/2" MNPT	12 VDC
3288-1C4-731A	3.0 GPM/11.6	Demand/Bypass	45	EPDM	SANTOPRENE	1/2" MNPT	24 VDC
3288-1C4-52C	3.0 GPM/11.6	Demand/Bypass	45	EPDM	SANTOPRENE	1/2" MNPT	115 VAC

FITTINGS

Item Number	Size	Fitting Type	Material
QTE-332-12	1/2 MNPT x 1/2	HSE Barb Elbow Fitting	Nylon
QTS-332-12	1/2 MNPT x 1/2	HSE Barb Straight Fitting	Nylon

FILTER

Item Number	Inlet	Outlet	Mesh Size
10546	1/2" MNPT	1/2" FMPT Inline Filter/Strainer	50

Fittings and filter included with pump.

QTS-332-12 Fitting

10546 Filter

QTE-332-12 Fitting

PUMP PERFORMANCE - 12V

PSI	Bar	GPM	LPM	Amps
OPEN	0.20	3.00	11.58	4.3
10	0.70	2.81	10.85	4.7
20	1.40	2.42	9.34	6.2
30	2.10	2.09	8.06	7.1
40	2.80	1.61	6.21	8.3
45	3.06	off	off	0

WaterMaker^{MINI}

WaterMaker Mini reverse osmosis system produces high quality drinking water simply and easily. There are no heavy bottles to lift, no trips to the store to stock up on supplies and no permanent plumbing connections required. WaterMaker Mini attaches quickly to your kitchen faucet. Tap water will circulate through the unit. Fresh water will flow slowly from the tubing. Collect the fresh water by directing the tubing into a pitcher or other container. When the container is full, detach the system and store it in the refrigerator until next use.



Finally,
a simple and
effective reverse
osmosis system.

Typical Applications * Residential * Vacation Homes * RV

Manufactured in the USA.

The first faucet-mounted reverse osmosis drinking water system.

Perfect for apartments, vacation homes and RV's.

No permanent plumbing connection. No tools required.

Great tasting drinking water for pennies a gallon.

Compact Faucet-Mounted
RV and Residential Reverse
Osmosis System



WATERMAKER MINI PART NUMBERS

Part Number	Aerator
MINI-000-R	Standard/Metric

PARTS AND ACCESSORIES

Part Number	Description
R-104127	Carbon Post Filter
R-104036	Carbon Post Filter 2 pack

See price list for replacement membranes and parts

FEED WATER REQUIREMENTS

Total Dissolved Solids (TDS)	Feed Temperature	Feed Pressure
<2,000 mg/L (ppm)	40° F-100° F	40-80 psi

Feed water must be potable. Must be free of potential membrane foulants such as Iron, Hydrogen Sulfide and Manganese.

- Now with high flow 20 gpd membrane.
- Less expensive than bottled water with no plastic waste.
- Top quality coconut carbon post-filtration provides final polishing for the freshest taste.
- Compact design attaches easily to the kitchen faucet. Simply detach it and store in the refrigerator when not in use.
- Includes quick-connect aerator and tubing.

WaterMaker Mini
shown with optional
carbon post filter.



WaterMaker^{FIVE}



Compact, field proven,
multi-stage, NSF certified.

Typical Applications

House
Apartments
Vacation Homes

The Remco WaterMaker Five reverse osmosis system from Nimbus Water Systems produces high quality drinking water quickly, easily, and on demand.

The system features hygienically sealed filter cartridges and color-coded fittings for fast installation and easy service. Compared to traditional RO systems, the unique WaterMaker Five delivers 30% more flow from the faucet and the 50 gallon per day membrane quickly refills the storage tank.



Made in USA



Easy to install with pre-connected, color coded tubing and hygienically sealed filter cartridges.



The Green-by-Design[®] WaterMaker Five uses a new membrane configuration to reduce water waste by 50%.



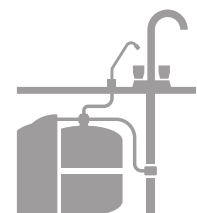
Easy to maintain. Replace the filter cartridges without tools.



Unique five-stage design utilizes water pressure more effectively resulting in 30% higher flow from the faucet.

REPLACEMENT PARTS

Yearly maintenance for the WaterMaker Five is quick and easy. All cartridges are designed to be changed without tools. When properly maintained, the WaterMaker Five system will provide you with years of trouble-free service. The cartridges in this system must be replaced on a regular basis to maintain efficiency and to ensure high water quality.



Residential Reverse Osmosis System



50 gpd membrane refills the storage tank quickly, giving you more water when you need it.

Tested and certified by the Water Quality Association under NSF/ANSI Standard 58 for the reduction of 13 different substances including TDS, arsenic, cysts, fluoride and lead. For additional information on substances reduced by the WaterMaker Five, please see the Performance Data Sheet on our website.

Top quality coconut carbon post-filtration provides final polishing for the freshest taste.



See price list for replacement membranes and parts

WATERMAKER FIVE PART NUMBERS

Part Number	Series	Faucet	Cover
RWM5-50-RVS	RV Series	Chrome Air-Gap Faucet	Translucent Blue Cover
RWM5-50-RES	Residential Series	Chrome Air-Gap Faucet	Translucent Blue Cover

Please consult the factory for additional options

SINGLE CARTRIDGE STAGES

Stage 1	Stage 2	Stage 3	Stage 4	Stage 5	System Dimensions
Prefilter - 20 micron	Prefilter - GAC	RO Membrane - 50 gpd	Postfilter - GAC	Post-tank filter - Inline GAC	15.5" H x 9.75" W x 13.5" D

FEED WATER REQUIREMENTS

Total Dissolved Solids (TDS)	Feed Temperature	Feed Pressure	Turbidity Density	Silt Density Index	pH	Chlorine
<2,000 mg/L (ppm)	40° F-100° F	40-80 psi	<1 NTU	<5	4-8	<1.0 mg/L (ppm)

Feed water must be completely free of iron, manganese, and hydrogen sulfide

CONTAMINANT REDUCTION

Total Dissolved Solids (TDS)	Arsenic (pentavalent)	Barium	Cadmium	Chromium 6	Chromium 3	Copper	Cysts	Fluoride	Lead
93.1%	99%	98.8%	98.3%	98.3%	99.0%	98.4%	>99.99%	93.8%	96.8%

Macerator 01



Gray and black water
have met their match.

Typical Applications * RV * Industrial



316 Stainless "Four Blade"
Cutter



Seamless Shell Design



Thermally Protected Motor



CE Approval



Do Not Run Dry



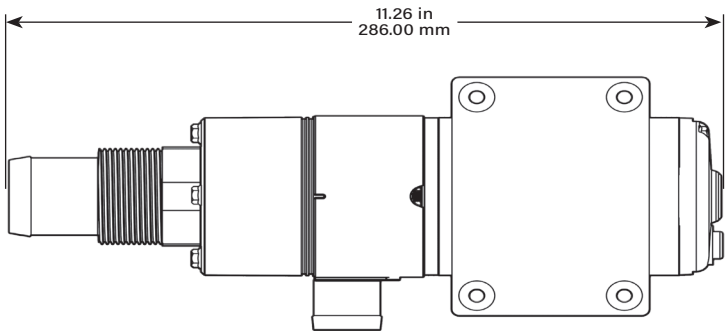
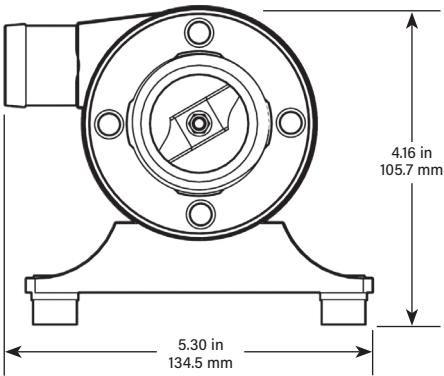
NEW Manual Override Feature

MACERATOR STANDARD PUMP CONFIGURATIONS

Item Number	GPM	Impeller	Ports	Lead	Voltage	AMPS
9910-01-12	12	Stainless Steel	1.5" Hose Barb/NPT	Yes	12 VDC	12
9910-01-24	12	Stainless Steel	1.5" Hose Barb/NPT	Yes	24 VDC	6



12V PUMP DIMENSIONS



Macerator 02



When pump-out conditions are at their worst, the Macerator 02 is at its best.

Typical Applications * RV * Industrial



316 Stainless "Four Blade" Cutter



Seamless Shell Design



Thermally Protected Motor



CE Approval



Do Not Run Dry



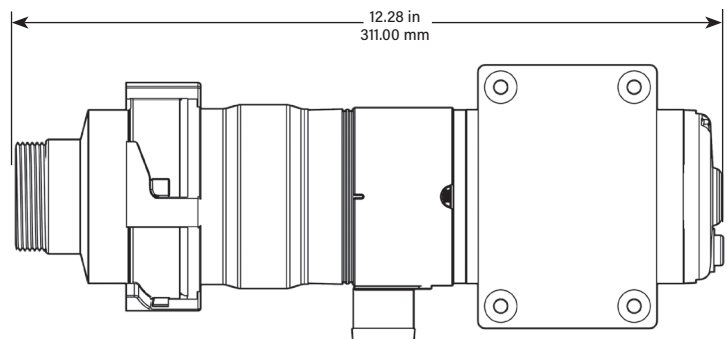
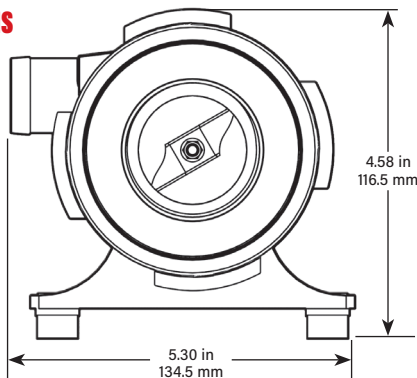
NEW Manual Override Feature

REBEL STANDARD PUMP CONFIGURATIONS

Item Number	GPM	Impeller	Ports	Lead	Voltage	AMPS
9911-02-12	12	Stainless Steel	1.5" Hose Barb/NPT	Yes	12 VDC	12
9911-02-24	12	Stainless Steel	1.5" Hose Barb/NPT	Yes	24 VDC	6



12V PUMP DIMENSIONS



**REMC**CO

Genuine Parts and Accessories

PUMP FITTINGS

PowerRV™ Aquajet/REBEL Quick Attach Fittings

Item Number	Size	Fitting Type	Material
FQ5S-38	3/4" QA x 3/8"	HB Straight Fitting w/ O-Ring	Nylon
FQ5S-12	3/4" QA x 1/2"	HB Straight Fitting w/ O-Ring	Nylon
FQ5S-34	3/4" QA x 3/4"	HB Straight Fitting w/ O-Ring	Nylon
FQ5E-38	3/4" QA x 3/8"	HB Elbow Fitting w/ O-Ring	Nylon
FQ5E-12	3/4" QA x 1/2"	HB Elbow Fitting w/ O-Ring	Nylon
FQ5E-34	3/4" QA x 3/4"	HB Elbow Fitting w/ O-Ring	Nylon
FQ5S-12B	3/4" QA x 1/2"	HB Straight Fitting w/ O-Ring	Black Nylon
FQ5E-12B	3/4" QA x 1/2"	HB Elbow Fitting w/ O-Ring	Black Nylon
FQ5MS-12	3/4" QA x 1/2"	MNPT Straight w/ O-Ring	Black Nylon
FQ5ME-12	3/4" QA x 1/2"	MNPT Elbow w/ O-Ring	Black Nylon
FQ5TS-12	3/4" QA x 1/2"	TUBE Straight w/ O-Ring	Black Nylon



FQ5S-12B Fitting



FQ5E-12B Fitting



FQ5MS-12 Fitting



FQ5ME-12 Fitting



FQ5TS-12 Fitting



FQ5S Series



FQ5E Series

3200 and 5200 Pump Fittings

Item Number	Size	Fitting Type	Material
QTE-332-12	1/2 MNPT x 1/2	HSE Barb Elbow Fitting	Nylon
QTS-332-12	1/2 MNPT x 1/2	HSE Barb Straight Fitting	Nylon



QTE-332-12 Fitting



QTS-332-12 Fitting

**REMCO**

Genuine Parts and Accessories

PUMP FILTERS

Filter Number	Inlet	Outlet	Mesh Size
10541	3/4" Male Quick Attach	1/2" Hose Barb	50
R-309T153	1/2" HB	3/8" MBSP	50
R-309T253	1/2" HB	1/2" MBSP	50
R-309TA53	1/2" HB	5/8" Male Quick Attach	50
R-309TB53	1/2" HB	3/4" Male Quick Attach	50
10546	1/2" MNPT	1/2" FNPT Inline Filter/Strainer	50
LS3338T	3/8" FNPT	3/8" FNPT	50
LS3338MT	3/8" MNPT	3/8" MNPT	50
LS3338B	3/8" Hose Barb	3/8" Hose Barb	50
25-181	3/4" Male QA	3/4" Female QA	40



10541 Filter



R-309T153 Filter



R-309T253 Filter



R-309TA53 Filter



R-309TB53 Filter



10546 Filter



LS3338T Filter



LS3338MT Filter



LS3338B Filter



25-181 Filter

Check out the collection of RV replacement pump parts we offer.