





# Phoenix Brand Product Catalog

*The Trusted Industry Leader*



# Kitchens







	PART No.	CARTON QTY	UNDERBODY	VALVE	FINISH	HANDLE	SPRAY	ADDITIONAL FEATURES	
<b>8" CENTERS SINGLE HANDLE</b>									
 <p>HYBRID</p>	<b>PF231341</b> (SP2104-01-02i)	10			CHROME		X	<b>SINGLE OR 3 HOLE MOUNT PULL OUT.</b>	
	<b>PF231441</b> (SP2104-06-02i)	10			BRUSHED NICKEL		X	INCLUDES MOUNTING HARDWARE AND DECK PLATES FOR SINGLE OR 3 HOLE INSTALL.	
	<b>PF231241</b> (SP2104-07-02i)	10	HB	CD	WHITE	LEVER	X	<b>STREAM/SPRAY, 59" PULL OUT HOSE, HYBRID SHIELD AND UNDERBODY, BRASS SHANKS/POLYMER SHANKS</b>	
	<b>PF231541</b> (SP2104-08-02i)	10			RUBBED BRONZE		X	<b>MATCHING SOAP DISPENSER AVAILABLE SEPARATELY</b>	
 <p>HYBRID</p>	<b>PF231361</b> (SP3105-01-03i)	6			CHROME		X	<b>SINGLE OR 3 HOLE MOUNT PULL DOWN. INCLUDES MOUNTING HARDWARE AND DECK PLATES FOR SINGLE OR 3 HOLE INSTALL.</b>	
	<b>PF231461</b> (SP3105-06-03i)	6	HB	CD	BRUSHED NICKEL	LEVER	X	<b>STREAM/SPRAY, 59" PULL OUT HOSE, HYBRID SHIELD AND UNDERBODY, BRASS SHANKS/POLYMER SHANKS</b>	
	<b>PF231561</b> (SP3105-08-03i)	6			RUBBED BRONZE		X	<b>MATCHING SOAP DISPENSER AVAILABLE SEPARATELY</b>	
 <p>HYBRID</p>	<b>PF231321</b> (S2102-01-02i)	10			CHROME			<b>SINGLE OR 3 HOLE MOUNT INCLUDES MOUNTING HARDWARE AND DECK PLATES FOR SINGLE OR 3 HOLE INSTALL.</b>	
	<b>PF231421</b> (S2102-06-02i)	10			BRUSHED NICKEL				
	<b>PF231221</b> (S2102-07-02i)	10	HB	CD	WHITE	LEVER			
	<b>PF231521</b> (S2102-08-02i)	10			RUBBED BRONZE				
	<b>PF231322</b> (S2105-01-02i)	10			CHROME		X*		<b>MATCHING SOAP DISPENSER AVAILABLE SEPARATELY</b>
	<b>PF231422</b> (S2105-06-02i)	10	HB	CD	BRUSHED NICKEL	LEVER	X*		
<b>8" CENTERS 2-HANDLE</b>									
 <p>HYBRID</p>	<b>PF231302</b> (RB5602-i)	10			CHROME			<b>Hi-ARC SPOUT, HYBRID SHIELD AND UNDERBODY, BRASS/POLYMER SHANKS</b>	
	<b>PF231402</b> (RB5662-i)	10	HB	QT	BRUSHED NICKEL	LEVER			
	<b>PF231301</b> (RB15602-i)	10			CHROME		X*		<b>*MATCHING FINISH SIDE SPRAY OR SOAP DISPENSER AVAILABLE SEPARATELY</b>
	<b>PF231401</b> (RB15662-i)	10	HB	QT	BRUSHED NICKEL	LEVER	X*		

**Underbodies:**

BR - Brass  
HB - Hybrid  
DP - DuraPro™  
CN - Celcon®

**Valves:**


BC - Brass Compression  
CD - Ceramic Disk  
PC - Plastic Compression  
QT - 1/4 Turn Washerless

	PART No.	CARTON QTY	UNDERBODY	VALVE	FINISH	HANDLE	SPRAY	ADDITIONAL FEATURES
	<b>PF221301</b> (R5003-i)	10			CHROME			
	<b>PF221401</b> (R5063-i)	10	CN	QT	BRUSHED NICKEL	ACRYLIC LEVER		
	<b>PF221201</b> (R5077-i)	10			WHITE			WHITE ACRYLIC LEVER HANDLES
	<b>PF221361</b> (R15003-i)	10	CN	QT	CHROME	ACRYLIC LEVER	X	
	<b>PF221302</b> (R5103-i)	10			CHROME			METAL SPOUT
	<b>PF221402</b> (R5163-i)	10			BRUSHED NICKEL			METAL SPOUT
	<b>PF221202</b> (R5177-i)	10	CN	QT	WHITE	ACRYLIC LEVER		WHITE ACRYLIC LEVER HANDLES, METAL SPOUT
	<b>PF221101</b> (R5199-i)	10			BISCUIT			BISCUIT ACRYLIC LEVER HANDLES, METAL SPOUT
	<b>PF221501</b> (R5184-i)	10			RUBBED BRONZE			RUBBED BRONZE TEACUP HANDLES, METAL SPOUT
	<b>PF211344</b> (P5034A-T44i)	10			CHROME			ADDITIONAL HANDLE OPTIONS AVAILABLE, METAL SPOUT
			DP	PC		TEACUP		
	<b>PF211226</b> (P5034AW-T44i)	10			WHITE			WHITE TEACUP HANDLES, METAL SPOUT
	<b>PF211327</b> (P5033A-T44i)	10				TEACUP		TEACUP HANDLES
	<b>PF211326</b> (P5033A-i)	10	DP	PC	CHROME	CLEAR ACRYLIC KNOB		KNOB HANDLES
	<b>PF211323</b> (P5002A-T44i)	10	DP	BC	CHROME	TEACUP		TEACUP HANDLES, 8" HI RISE TUBULAR SPOUT

**Phoenix DuraPro™ non-metallic underbodies:**






Other manufacturers of non-metallic faucets use o-rings to join waterway shanks and underbody pieces. At Phoenix we think there's a better way. Phoenix DuraPro underbodies are assembled using our unique SPIN WELDING process. Spin welding creates a one piece waterway and requires NO SEALS, NO O-RINGS and NO SNAP TOGETHER COMPONENTS offering the BEST SEAL against drips and leaks.

Phoenix non-metallic faucets use a Durapro™ underbody. Durapro is a, lead-free material resistant to household cleaners, chemicals, acids, plumbers' putty and insecticides. They are tested to withstand over 500 psi and 180°F.




SPIN WELDING CREATES AN ALMOST INVISIBLE SEAM TO CREATE A ONE PIECE WATERWAY.

All Phoenix faucets comply with the requirements of ANSI A112.18.1M, NSF61-9 Federal Safe Drinking Water Act and AB1953 low-lead standards. Max flow rate 2.0GPM for aerators and 2.5 GPM for shower heads at 80 PSI.

PART No.	CARTON QTY	UNDERBODY	VALVE	FINISH	HANDLE	SPRAY	ADDITIONAL FEATURES
<b>LEDGE MOUNTS 4" CENTERS</b>							
 <p><b>PHOENIX</b> <b>PF211307</b> (P5434A-T44i)</p>	10	DP	PC	CHROME	TEACUP		TEACUP HANDLES, METAL SPOUT ALSO AVAILABLE WITH SIDE SPRAY
 <p><b>PHOENIX</b> <b>PF211305</b> (P5433A-i)</p>	10	DP	PC	CHROME	CLEAR ACRYLIC KNOB		KNOB HANDLES
 <p><b>CATALINA</b> <b>PF221304</b> (R5403-i)</p>	10	CN	QT	CHROME	ACRYLIC LEVER		
 <p><b>PHOENIX</b> <b>PF211304</b> (P5432A-i)</p>	10	DP	PC	CHROME	CLEAR ACRYLIC KNOB		METAL SPOUT
 <p><b>PHOENIX</b> <b>PF211310</b> (P5632-i)</p>	10	DP	PC	CHROME	CLEAR ACRYLIC KNOB		6" GOOSENECK SPOUT SHOWN. ALSO AVAILABLE WITH A 9" METAL GOOSENECK SPOUT.

## Bathroom

PART No.	CARTON QTY	UNDERBODY	VALVE	FINISH	HANDLES	ADDITIONAL FEATURES
<b>(POP UP DRAIN SOLD SEPARATELY) SINGLE HANDLE BATH</b>						
 <p><b>HYBRID</b> <b>PF232323</b> (S1205-i)</p>	10	HB	CD	CHROME	LEVER	<b>WATERSENSE CERTIFIED. PLASTIC POLYMER/POWDERED METAL HYBRID SHIELD AND UNDERBODY, BRASS SHANKS WITH HYBRID POLYMER LINING</b>  <b>MATCHING POP-UP AVAILABLE IN CHROME, BRUSHED NICKEL OR RUBBED BRONZE SOLD SEPARATELY</b>
<b>PF232421</b> (S1265-i)	10			BRUSHED NICKEL		
<b>PF232221</b> (S1275-i)	10			WHITE		
<b>PF232521</b> (S1285-i)	10			RUBBED BRONZE		

**Underbodies:**





BR - Brass  
HB - Hybrid  
DP - DuraPro™  
CN - Celcon®

**Valves:**



BC - Brass Compression  
CD - Ceramic Disk  
PC - Plastic Compression  
QT - 1/4 Turn Washerless

PART No.	CARTON QTY	UNDERBODY	VALVE	FINISH	HANDLES	ADDITIONAL FEATURES
----------	------------	-----------	-------	--------	---------	---------------------

**TWO HANDLE BATH (POP UP DRAIN SOLD SEPARATELY)**

 <p><b>HYBRID</b></p>	<b>PF232301</b> (RB4602-i)	10	HB	QT	CHROME	LEVER	WATERSENSE CERTIFIED. PLASTIC POLYMER/POWDERED METAL HYBRID SHIELD AND UNDERBODY, BRASS SHANKS WITH HYBRID POLYMER LINING
	<b>PF232401</b> (RB4662-i)	10			BRUSHED NICKEL		MATCHING POP-UP AVAILABLE IN CHROME, BRUSHED NICKEL OR RUBBED BRONZE SOLD SEPARATELY
 <p><b>CATALINA</b></p>	<b>PF222302</b> (R4204-i)	10	CN	QT	CHROME	TEACUP	LOW ARC SPOUT
	<b>PF222502</b> (R4284-i)	10			RUBBED BRONZE		
 <p><b>PHOENIX</b></p>	<b>PF212308</b> (P4032A-T44i)	10	DP	PC	CHROME	TEACUP	TEACUP HANDLES
 <p><b>PHOENIX</b></p>	<b>PF212307</b> (P4032A-i)	10	DP	PC	CHROME	CLEAR ACRYLIC KNOB	ADDITIONAL HANDLE OPTIONS AVAILABLE
	<b>PF212203</b> (P4037A-i)	10			WHITE	SMOKE ACRYLIC KNOB	
	<b>PF212103</b> (P4032BA-i)	10			BISCUIT		

**TWO HANDLE BATH DIVERTER FOR RV'S (NO POP UP DRAIN AVAILABLE)**


 <p><b>CATALINA</b></p>	<b>PF222341</b> (R4403-i)	10	CN	QT	CHROME	ACRYLIC LEVER	LAV DIVERTER FOR HAND HELD SHOWER
	<b>PF222441</b> (R4463-i)	10			BRUSHED NICKEL		WHITE ACRYLIC LEVER HANDLES ON WHITE MODEL
	<b>PF222241</b> (R4477-i)	10			WHITE		
	<b>PF222541</b> (R4484-i)	10			RUBBED BRONZE	TEACUP	TEACUP HANDLES ON RUBBED BRONZE MODEL ONLY
 <p><b>PHOENIX</b></p>	<b>PF212342</b> (P4432A-i)	10	CN	PC	CHROME*	CLEAR ACRYLIC LEVER	BATH DIVERTER FOR HAND HELD SHOWER *WHITE AND CHROME MODELS COME WITH MATCHING FINISH AERATORS. ALL OTHERS COME WITH BLACK AERATORS.
	<b>PF212242</b> (P4437A-i)	10			WHITE*	SMOKE ACRYLIC KNOB	
	<b>PF212141</b> (P4432B-i)	10			BISCUIT		

**Underbodies:**





BR - Brass  
HB - Hybrid  
DP - DuraPro™  
CN - Celcon®

**Valves:**

BC - Brass Compression  
CD - Ceramic Disk  
PC - Plastic Compression  
QT - 1/4 Turn Washerless

		CARTON QTY	UNDERBODY	VALVE	FINISH	HANDLES	ADDITIONAL FEATURES
 <p><b>CATALINA</b></p>	<b>PART No.</b>						
	<b>PF222301</b> (R4003-i)	10			CHROME	ACRYLIC LEVER	<b>CANNOT ACCEPT A POP UP DRAIN MATCHING FINISH LEVER HANDLES ON WHITE AND BISCUIT MODELS TEACUP HANDLES ON R4084 ONLY</b>
	<b>PF222401</b> (R4063-i)	10			BRUSHED NICKEL		
	<b>PF222201</b> (R4077-i)	10	CN	QT	WHITE		
	<b>PF222101</b> (R4099-i)	10			BISCUIT		
<b>PF222501</b> (R4084-i)	10			RUBBED BRONZE	TEACUP		

## Tub & Shower

		CARTON QTY	UNDERBODY	VALVE	FINISH	HANDLES	ADDITIONAL FEATURES
<b>MANUFACTURED HOUSING / HUD CODE COMPLIANT 8" CENTERS</b>							
 <p><b>PHOENIX</b></p>	<b>PART No.</b>						
	<b>PF214307</b> (601-i)	10	BR	BC	CHROME	CLEAR ACRYLIC KNOB	FOR 7/8" MAX. WALL THICKNESS KNOB DIVERTER, METAL SPOUT
 <p><b>PHOENIX</b></p>	<b>PART No.</b>						
	<b>PF214311</b> (701-i)	10	BR	BC	CHROME	CLEAR ACRYLIC KNOB	FOR 7/8" MAX. WALL THICKNESS SPOUT DIVERTER, METAL SPOUT
 <p><b>PHOENIX</b></p>	<b>PART No.</b>						
	<b>PF214318</b> (639-i)	10	BR	BC	CHROME	CLEAR ACRYLIC KNOB	GARDEN TUB AND SHOWER DIVERTER FOR MAXIMUM 7/8" TUB LEDGE THICKNESS KNOB DIVERTER
 <p><b>PHOENIX</b></p>	<b>PART No.</b>						
	<b>PF214349</b> (P8031-i)	10	DP	PC	CHROME	CLEAR ACRYLIC KNOB	SPOUT DIVERTER

PART No.		CARTON QTY	UNDERBODY	VALVE	FINISH	HANDLES	ADDITIONAL FEATURES
<i>PHOENIX</i> 	<b>PF214315</b> (781-i)	10	BR	BC	CHROME	CLEAR ACRYLIC KNOB	SHOWER ONLY
<i>PHOENIX</i> 	<b>PF214336</b> (P8831-i)	10	DP	PC	CHROME	CLEAR ACRYLIC KNOB	SHOWER ONLY
<i>PHOENIX</i> 	<b>PF214313</b> (761-i)	10	BR	BC	CHROME	CLEAR ACRYLIC KNOB	TUB ONLY, METAL SPOUT
<i>PHOENIX</i> 	<b>PF214341</b> (P8631-i)	10	DP	PC	CHROME	CLEAR ACRYLIC KNOB	TUB ONLY
<i>CATALINA</i> 	<b>PF224346</b> (R0801-i)	10	CN	QT	CHROME	CLEAR ACRYLIC KNOB	SPOUT DIVERTER
	<b>PF244301</b> (20329R111-i)	10	PL	PC	CHROME	CLEAR ACRYLIC KNOB	GENUINE UTOPIA REPLACEMENT SPOUT DIVERTER, PLASTIC UNDERBODY
<i>PHOENIX</i> 	<b>PF214339</b> (P3912-60i)	10	DP	BC	CHROME	CLEAR ACRYLIC KNOB	8" SPOUT TUB ONLY
<i>PHOENIX</i> 	<b>PF214317</b> (39-i)	10	BR	BC	CHROME	CLEAR ACRYLIC KNOB	CAST UNDERBODY, 8" CENTERS TUB ONLY
	<b>PF214304</b> (38-i)	10					ADJUSTABLE UP TO 24" CENTERS TUB ONLY
<i>CATALINA</i> 	<b>PF224301</b> (R38-i)	10	CN	QT	CHROME	CLEAR ACRYLIC KNOB	ADJUSTABLE UP TO 24" CENTERS TUB ONLY
	<b>PF224401</b> (R38BN-i)	10			BRUSHED NICKEL		

PART No.	CARTON QTY	UNDERBODY	VALVE	FINISH	HANDLES	ADDITIONAL FEATURES
<b>MANUFACTURED HOUSING / HUD CODE COMPLIANT 4" AND 3-3/8" CENTERS</b>						
<b>PHOENIX</b>  <b>PF213333</b> (4712-i)	10	BR	BC	CHROME	CLEAR ACRYLIC KNOB	4" CENTER RISER SPUD FOR METAL SHOWER RISER (SEE BELOW) SPOUT DIVERTER
<b>PHOENIX</b>  <b>PF213307</b> (3712-i)	10	BR	BC	CHROME	METAL LEVER	3-3/8" CENTERS RISER SPUD FOR METAL SHOWER RISER SPOUT DIVERTER  SHANK THREADS: 3712-i - 3/8x18 NPTF INSIDE, 3/4x14 NPSM OUTSIDE
<b>PHOENIX</b>  <b>PF173001</b> (35-50C)	1			CHROME		50" OR 62" BRASS SHOWER RISER FOR TUB DIVERTER MODELS 4712-I AND 4732-I
<b>PF173002</b> (35-62C)	1					
<b>PHOENIX</b>  <b>PF213311</b> (3812-i)	10	BR	BC	CHROME	METAL LEVER	FOR CONCEALED SHOWER RISER. SHANK THREADS: 3/8x18 NPTF INSIDE, 3/4x14 NPSM OUTSIDE. SPOUT DIVERTER.
<b>PHOENIX</b>  <b>PF213336</b> (4812-i)			BC	CHROME	CLEAR ACRYLIC KNOB	SPOUT DIVERTER
<b>PHOENIX</b>  <b>PF213345</b> (P1432-i)	10	DP	PC	CHROME	CLEAR ACRYLIC KNOB	SHOWER ONLY


**Underbodies:**

BR - Brass  
HB - Hybrid  
DP - DuraPro™  
CN - Celcon®






**Valves:**

BC - Brass Compression  
CD - Ceramic Disk  
PC - Plastic Compression  
QT - 1/4 Turn Washerless



	PART No.	CARTON QTY	UNDERBODY	VALVE	FINISH	HANDLES	ADDITIONAL FEATURES
	<b>PF213305</b> (30-i)	10	BR	BC	CHROME	CLEAR ACRYLIC KNOB	<b>3-3/8" CENTER FOR CONCEALED SHOWER RISER. SHANK TREADS: 1/2 14 NPT INSIDE SHOWER ONLY</b>

### RECREATIONAL VEHICLES 4" CENTERS

	<b>PF223361</b> (R4703-i)	10			CHROME	ACRYLIC LEVER	<b>D SPUD FOR HAND HELD SHOWER (SEE SHOWER HEADS &amp; ASSEMBLIES) SPOUT DIVERTER</b>  <b>WHITE LEVER HANDLES ON WHITE MODEL BISCUIT LEVER HANDLES ON BISCUIT MODEL TEACUP HANDLES ON R4784 ONLY</b>
	<b>PF223461</b> (R4763-i)	10			BRUSHED NICKEL		
	<b>PF223261</b> (R4777-i)	10	CN	QT	WHITE		
	<b>PF223161</b> (R4799-i)	10			BISCUIT		
	<b>PF223561</b> (R4784-i)	10			RUBBED BRONZE		
	<b>PF213364</b> (P4732D-T44i)	10	DP	PC	CHROME	TEACUP	<b>SPOUT DIVERTER</b>
	<b>PF213332</b> (4712D-i)	10	BR	BC	CHROME	CLEAR ACRYLIC KNOB	<b>D SPUD FOR HAND HELD SHOWER (SEE SHOWER HEADS &amp; ASSEMBLIES) SPOUT DIVERTER</b>
	<b>PF213363</b> (P4732D-i)	10	DP	PC	CHROME		
	<b>PF213264</b> (P4737D-i)	10			WHITE		
	<b>PF213351</b> (P432V-T44i)	10	DP	PC	CHROME	TEACUP	<b>VACUUM BREAKER FOR HAND HELD SHOWER (SEE SHOWER HEADS &amp; ASSEMBLIES) SHOWER ONLY</b>
	<b>PF223341</b> (R0403-i)	10			CHROME	ACRYLIC LEVER	<b>VACUUM BREAKER FOR HAND HELD SHOWER (SEE SHOWER HEADS &amp; ASSEMBLIES) SHOWER ONLY</b> <b>WHITE LEVER HANDLES ON WHITE MODEL BISCUIT LEVER HANDLES ON BISCUIT MODEL TEACUP HANDLES ON R0484 ONLY</b>
	<b>PF223441</b> (R0463-i)	10			BRUSHED NICKEL		
	<b>PF223241</b> (R0477-i)	10	CN	QT	WHITE		
	<b>PF223141</b> (R0499-i)	10			BISCUIT		
	<b>PF223541</b> (R0484-i)	10			RUBBED BRONZE		

#### Underbodies:

BR - Brass  
HB - Hybrid

DP - DuraPro™  
CN - Celcon®

#### Valves:

BC - Brass Compression  
CD - Ceramic Disk

PC - Plastic Compression  
QT - 1/4 Turn Washerless

		PART No.	CARTON QTY	UNDERBODY	VALVE	FINISH	HANDLES	ADDITIONAL FEATURES
	PHOENIX	<b>PF213321</b> (412D-i)	10	BR	BC	CHROME	CLEAR ACRYLIC KNOB	<b>D SPUD SHOWER ONLY</b>
		<b>PF213348</b> (P432D-i)	10	DP	PC			
	PHOENIX	<b>PF213324</b> (412V-i)	10	BR	BC	CHROME	CLEAR ACRYLIC KNOB	<b>VACUUM BREAKER FOR HAND HELD SHOWER (SEE SHOWER HEADS &amp; ASSEMBLIES). SHOWER ONLY.</b>
		<b>PF213350</b> (P432V-i)	10					
		<b>PF213245</b> (P437V-i)	10	DP	PC	WHITE	SMOKE ACRYLIC KNOB	
		<b>PF213142</b> (P432VB-i)	10			BISCUIT		

## Shower Heads & Hand Helds


PART No.	CARTON QTY	MATERIAL	FINISH	ADDITIONAL FEATURES
----------	------------	----------	--------	---------------------

**ALL PHOENIX SHOWER HEADS HAVE TWIST OFF FACEPLATES FOR QUICK AND EASY CLEANING**

	<b>PF275001</b> (9-34-1/2)	1	PLASTIC	CHROME/ WHITE	1/2" INLET
	<b>PF275002</b> (9-34-3/8)	1			3/8" INLET
	<b>PF275004</b> (9-34W-1/2)	1	PLASTIC	WHITE	1/2" INLET
	<b>PF275005</b> (9-34W-3/8)	1			3/8" INLET
	<b>PF275006</b> (9-35)	1	PLASTIC	CHROME	1/2" INLET


## HEAD, ARM & FLANGE KITS

	<b>PF175003</b> (6134-6)	1	PLASTIC	CHROME/ WHITE	2-TONE SHOWER HEAD, PLASTIC ARM & FLANGE
	<b>PF175005</b> (7034)	1	METAL/ PLASTIC		2-TONE SHOWER HEAD, METAL ARM & FLANGE







PART No.	CARTON QTY	MATERIAL	FINISH	ADDITIONAL FEATURES
 <b>PF185001</b> (7035)	1	METAL/ PLASTIC	CHROME	METAL ARM & FLANGE, 1/2"







## HAND HELD SHOWER KITS


 <i>airfusion</i> Water Saver	<b>PF276048</b> (9-917C)	1		CHROME	<b>A 2013 RVAA PRODUCT OF THE YEAR!</b> THE NEW INNOVATION USES A VACUUM VALVE AT THE BOTTOM OF THE SHOWER HEAD TO COMPRESS AIR BUBBLES THAT QUICKLY EXPAND AS THEY'RE FORCED THROUGH THE SPRAY HEAD WITH THE WATER CREATING A HIGH PRESSURE SPRAY WHILE USING LESS WATER  <b>SINGLE FUNCTION PLASTIC SHOWER HEAD KITS</b> <b>60"</b> VINYL OR METAL HOSE, HOSE GUIDE, SHOWER HEAD BRACKET AND FLOW CONTROLLER AIRFUSION SHOWER HEADS ARE <b>W</b> ATERSENSE CERTIFIED AND USE <b>20%-30%</b> LESS WATER THAN CONVENTIONAL SHOWER HEADS AND DELIVER THE HIGH PRESSURE SPRAY YOU EXPECT.
	<b>PF276050</b> (9-917W)	1	PLASTIC/ METAL	WHITE	
	<b>PF276047</b> (9-917BN)	1		BRUSHED NICKEL	
	<b>PF276049</b> (9-917CL)	1	PLASTIC/ METAL	CLEAR	
	<b>PF276058</b> (9-956W)	1	PLASTIC/ METAL	WHITE	<b>5 FUNCTION PLASTIC SHOWER HEAD KIT</b> <b>60"</b> DOUBLE HOOKED STAINLESS STEEL HOSE, HOSE GUIDE, SHOWER HEAD BRACKET <b>SPRAY, BUBBLE, MASSAGE, BUBBLE/SPRAY, MASSAGE/SPRAY</b> <b>CONTOUR GRIP</b>
	<b>PF276053</b> (9-936)	1	PLASTIC/ METAL	CHROME	<b>3 FUNCTION PLASTIC SHOWER HEAD KIT</b> <b>60"</b> DOUBLE HOOKED STAINLESS STEEL HOSE, HOSE GUIDE, SHOWER HEAD BRACKET <b>SPRAY, MASSAGE, MASSAGE/SPRAY</b> <b>CONTOUR GRIP</b>
	<b>PF276054</b> (9-936W)	1		WHITE	
	<b>PF276045</b> (9-916C)	1	PLASTIC/ METAL	CHROME	<b>SINGLE FUNCTION PLASTIC SHOWER HEAD KIT</b> <b>60"</b> DOUBLE HOOKED STAINLESS STEEL HOSE, HOSE GUIDE, SHOWER HEAD BRACKET <b>ON/OFF, TRICKLE SHUT-OFF</b>
	<b>PF276046</b> (9-916W)	1		WHITE	<b>SINGLE FUNCTION PLASTIC SHOWER HEAD KIT</b> <b>MATCHING 60"</b> VINYL HOSE, HOSE GUIDE, SHOWER HEAD BRACKET <b>ON/OFF, TRICKLE SHUT-OFF</b>
	<b>PF276043</b> (9-916B)	1	PLASTIC/ VINYL	BISCUIT	
	<b>PF276044</b> (9-916BN)	1		BRUSHED NICKEL	
	<b>PF276028</b> (9-356)	1	PLASTIC/ METAL	WHITE/ CHROME	<b>SINGLE FUNCTION PLASTIC SHOWER HEAD KIT</b> <b>60"</b> DOUBLE HOOKED STAINLESS STEEL HOSE, HOSE GUIDE, SHOWER HEAD BRACKET <b>ON/OFF, TRICKLE SHUT-OFF</b>

	PART No.	CARTON QTY	MATERIAL	FINISH	ADDITIONAL FEATURES
	<b>PF276024</b> (9-346)	1		WHITE	<b>SINGLE FUNCTION PLASTIC SHOWER HEAD KIT/REPLACEMENT HEAD AND HOSE FOR EXTERIOR SHOWER MATCHING 60" VINYL HOSE, HOSE GUIDE, SHOWER HEAD BRACKET ON/OFF, TRICKLE SHUT-OFF</b>
	<b>PF276025</b> (9-346B)	1	PLASTIC/ VINYL	BISCUIT	
	<b>PF276026</b> (9-346BK)	1		BLACK	






### HAND HELD SHOWER REPLACEMENT PARTS

	<b>PF276040</b> (9-911C)	1		CHROME	<b>A 2013 RVA A PRODUCT OF THE YEAR!</b> THE NEW INNOVATION USES A VACUUM VALVE AT THE BOTTOM OF THE SHOWER HEAD TO COMPRESS AIR BUBBLES THAT QUICKLY EXPAND AS THEY'RE FORCED THROUGH THE SPRAY HEAD WITH THE WATER CREATING A HIGH PRESSURE SPRAY WHILE USING LESS WATER  AIRFUSION SHOWER HEADS ARE <b>WATERSENSE</b> CERTIFIED AND USE <b>20%-30%</b> LESS WATER THAN CONVENTIONAL SHOWER HEADS AND DELIVER THE HIGH PRESSURE SPRAY YOU EXPECT.
	<b>PF276042</b> (9-911W)	1	PLASTIC	WHITE	
	<b>PF276039</b> (9-911BN)	1		BRUSHED NICKEL	
	<b>PF276041</b> (9-911CL)	1		CLEAR	
	<b>PF276056</b> (9-950W)	1	PLASTIC	WHITE	<b>5 FUNCTION SHOWER HEAD ONLY</b>
	<b>PF276051</b> (9-930)	1	PLASTIC	CHROME	<b>3 FUNCTION SHOWER HEAD ONLY</b>
	<b>PF276052</b> (9-930W)	1		WHITE	
	<b>PF276037</b> (9-910C)	1	PLASTIC	CHROME	<b>SINGLE FUNCTION SHOWER HEAD ONLY</b>
	<b>PF276038</b> (9-910W)	1		WHITE	
	<b>PF276035</b> (9-910B)	1		BISCUIT	
	<b>PF276036</b> (9-910BN)	1		BRUSHED NICKEL	
	<b>PF276015</b> (9-342)	1	PLASTIC	WHITE	<b>SINGLE FUNCTION SHOWER HEAD ONLY. EXTERIOR SHOWER HEAD REPLACEMENT</b>
	<b>PF276019</b> (9-342B)	1		BISCUIT	
	<b>PF276020</b> (9-342BK)	1		BLACK	
	<b>PF276032</b> (9-900-60)	1	METAL	CHROME	<b>60" DOUBLE HOOKED STAINLESS STEEL HOSE</b>


	PART No.	CARTON QTY	MATERIAL	FINISH	ADDITIONAL FEATURES
	<b>PF276016</b> (9-342-59)	1		WHITE	60" WHITE REINFORCED VINYL HOSE
	<b>PF276017</b> (9-342-59B)	1		BISCUIT	60" BISCUIT REINFORCED VINYL HOSE
	<b>PF276018</b> (9-342-59BK)	1	VINYL	BLACK	60" BLACK REINFORCED VINYL HOSE
	<b>PF276033</b> (9-901-60BN)	1		BRUSHED NICKEL	60" BRUSHED NICKEL REINFORCED VINYL HOSE
	<b>PF276034</b> (9-901-60W)	1		WHITE	60" WHITE RIBBED FLEX HOSE
	<b>PF276023</b> (9-342N-72)	1			72" WHITE REINFORCED NYLON HOSE
	<b>PF276022</b> (9-342N-60)	1	NYLON	WHITE	60" WHITE REINFORCED NYLON HOSE
	<b>PF276021</b> (9-342N-40)	1			40" WHITE REINFORCED NYLON HOSE
	<b>PF276031</b> (9-360-21C)	1	PLASTIC	CHROME	SWIVEL SHOWER BRACKET
	<b>PF276003</b> (9-341-20)	1	PLASTIC	WHITE	SWIVEL SHOWER CONNECTOR AND WALL BRACKET. EXTERIOR SHOWER REPLACEMENT
	<b>PF276004</b> (9-341-20BK)	1		BLACK	
	<b>PF276029</b> (9-360-13)	1	PLASTIC	CHROME	DIVERTER TO CHANGE WATER FLOW BETWEEN SHOWER HEAD AND HAND HELD
	<b>PF276030</b> (9-360-16)	1	PLASTIC	CHROME	FLOW CONTROL ADAPTER
	<b>PF276013</b> (9-341-22C)	1		CHROME	HOSE GUIDE RING
	<b>PF276010</b> (9-341-22)	1		WHITE	
	<b>PF276011</b> (9-341-22B)	1	PLASTIC	BISCUIT	
	<b>PF276012</b> (9-341-22BN)	1		BRUSHED NICKEL	
	<b>PF276014</b> (9-341CL-22)	1		CLEAR	

	PART No.	CARTON QTY	MATERIAL	FINISH	ADDITIONAL FEATURES
	<b>PF276008</b> (9-341-21C)	1		CHROME	<b>3 POSITION HAND HELD SHOWER BRACKET</b>
	<b>PF276005</b> (9-341-21)	1		WHITE	
	<b>PF276006</b> (9-341-21B)	1	PLASTIC	BISCUIT	
	<b>PF276007</b> (9-341-21BN)	1		BRUSHED NICKEL	
	<b>PF276009</b> (9-341-21CL)	1		CLEAR	






## Outdoor Fixtures and Replacement Parts

	<b>PHOENIX</b> <b>PF266201</b> (377-i)	10		WHITE	<b>QUICK SHUT OFF BUTTON</b> <b>59" REINFORCED VINYL HOSE</b> <b>SWIVEL HANDS-FREE BRACKET</b> <b>UV STABILIZED, FADE RESISTANT CASE</b> <b>KEY LOCK</b> <b>ASSEMBLED IN USA WITH FOREIGN AND DOMESTIC PARTS</b>
	<b>PF266701</b> (377BK-i)	10	PLASTIC	BLACK	
	<b>PHOENIX</b> <b>PF213244</b> (P437MV-55i)	10		WHITE	<b>REPLACEMENT 4" VALVE FOR EXTERIOR SHOWER</b>
	<b>PF213741</b> (P432MVBK-55i)	10	PLASTIC	BLACK	
	<b>CATALINA</b> <b>PF223242</b> (R0471-8i)	10		WHITE	<b>REPLACEMENT 4" VALVE FOR EXTERIOR SHOWER</b>
	<b>PF223701</b> R0471-8BK <i>i</i>		PLASTIC	BLACK	
	<b>PHOENIX</b> <b>PF267001</b> (9-370-2)	1		WHITE	<b>REPLACEMENT DOOR AND LOCK FOR EXTERIOR SHOWER</b>
	<b>PF267002</b> (9-370-2BK)	1	PLASTIC	BLACK	
	<b>D&amp;U</b> <b>MADE IN USA</b> <b>PF147007</b> (SA-15-BTW-RT)	1		WHITE	<b>SPRAY AWAY SELF CONTAINED, SELF STORING UNIT WITH A QUICK CONNECT VALVE AND 15 FOOT HOSE</b> <b>ONLY 7-1/5" SQUARE AND 18" DEEP</b> <b>5-1/2" SQUARE HOLE REQUIRED FOR INSTALLATION.</b>
	<b>PF147008</b> (SA-15-BLK-RT)	1	PLASTIC	BLACK	






	PART No.	CARTON QTY	MATERIAL	FINISH	ADDITIONAL FEATURES
 <b>MADE IN USA</b> 	<b>PF247201</b> (SA-HC-BTW-RT)	8	PLASTIC	WHITE	<b>SPRAY AWAY HOT AND COLD OUTLET WITH QUICK CONNECT</b> <b>5-1/2" SQUARE HOLE REQUIRED FOR INSTALLATION</b> <b>ONLY 5-3/4" DEEP</b> <b>REQUIRES SPRAY-AWAY QUICK CONNECT HOSE</b>
	<b>PF247701</b> (SA-HC-BLK-RT)	8		BLACK	
 <b>MADE IN USA</b> 	<b>PF147005</b> (SA-PORT-BTW-RT)	1	PLASTIC	WHITE	<b>QUICK CONNECT VALVE WITHOUT THE HOSE STORAGE</b> <b>2-3/4" ROUND HOLE REQUIRED FOR INSTALLATION</b> <b>JUST 4" DEEP</b> <b>REQUIRES SPRAY-AWAY QUICK CONNECT HOSE</b>
	<b>PF147006</b> (SA-PORT-BLK-RT)	1		BLACK	
 <b>MADE IN USA</b> 	<b>PF247703</b> (SH3360BK-I)	6	PLASTIC	BLACK	<b>TELESCOPING SEWER TUUBE EXPANDS FROM 33" TO 60" FOR MOUNTING FLEXIBILITY</b> <b>MOLDED MOUNTING BRACKETS AND HATCH DOORS AT EITHER END WITH NO THREADS TO KEEP CLEAN</b>
 <b>MADE IN USA</b> 	<b>PF247010</b> (9-SHDOOR)	1	PLASTIC	BLACK	REPLACEMENT HATCH DOOR FOR TELESCOPING SEWER TUBE
 <b>MADE IN USA</b> 	<b>PF267003</b> (SA-HOSE-15-ASYR)	1			<b>SPRAY-AWAY QUICK CONNECT HOSE AND SPRAYER FOR ALL D&amp;W QUICK CONNECT PRODUCTS</b>
 	<b>PF213246</b> (P1403M-55QCi)	10	PLASTIC	WHITE	<b>SPRAY-AWAY 3-3/8" HOT AND COLD REPLACEMENT VALVE WITH QUICK CONNECT</b>
	<b>PF213790</b> (P1403MBK-55QCi)	10		BLACK	
	<b>PF213247</b> (P1404M-55QCi)	10		WHITE	<b>SPRAY-AWAY 4" HOT AND COLD REPLACEMENT VALVE WITH QUICK CONNECT</b>
	<b>PF213791</b> (P1404MBK-55QCi)	10		BLACK	
 <b>MADE IN USA</b> 	<b>PF247012</b> (9-PORTDOOR-WT)	1	PLASTIC	WHITE	<b>SPRAY-AWAY PORT REPLACEMENT DOOR</b>

PART No.	CARTON QTY	MATERIAL	FINISH	ADDITIONAL FEATURES
 <b>PF247011</b> (9-SK-FLEXSPOUT)	1	PLASTIC	WHITE	REPLACEMENT FLEXIBLE GOOSENECK SPOUT FOR <b>SINK-Away</b> EXTERIOR SINK
<b>PF247007</b> (9-SA-PT-ADPT)	1	METAL		HOSE NOZZLE ADAPTER FOR <b>SPRAY-Away</b> HOSE
<b>PF247008</b> (9-SA-QCF)	1	METAL		<b>SPRAY AWAY</b> QUICK CONNECT REPLACEMENT CONNECTOR
<b>PF247009</b> (9-SH-LATCHSET)	1	PLASTIC	WHITE	REPLACEMENT LATCH FOR <b>SPRAY-Away</b> PRODUCTS


## Handles (ALL TEACUP AND LEVER HANDLES ARE ADA COMPLIANT)

PART No.	CARTON QTY	TYPE	DESCRIPTION
 <b>PF287006</b> (9-35-9HC)	1	METAL LEVER	CHROME LEVER 1 PAIR
	10	TEACUP	CHROME TEACUP HANDLE 1 PAIR
	10		WHITE TEACUP HANDLE 1 PAIR
	10		BRUSHED NICKEL TEACUP HANDLE 1 PAIR
	10		RUBBED BRONZE TEACUP HANDLE 1 PAIR
	1	ACRYLIC KNOB	CLEAR ACRYLIC 1 PAIR
	1		SMOKE ACRYLIC 1 PAIR
 <b>PF284006</b> (9-38-9-16HC)	1	ACRYLIC KNOB	LARGE ACRYLIC FOR GARDEN TUB 1 PAIR
	1	TEACUP	CHROME REPLACEMENT HANDLE FOR 2 HANDLE <b>PHOENIX HYBRID</b> FAUCETS 1 PAIR
	1		BRUSHED NICKEL REPLACEMENT HANDLE FOR 2 HANDLE <b>PHOENIX HYBRID</b> FAUCETS 1 PAIR



PART No.		CARTON QTY	TYPE	DESCRIPTION
	<b>PF287030</b> (9-R35-9HC)	1	ACRYLIC LEVER	<b>WHITE LEVER REPLACEMENT HANDLES FOR CATALINA FAUCETS 1 PAIR</b>
	<b>PF287029</b> (9-R35-9CLHC)	1	ACRYLIC LEVER	<b>CLEAR LEVER REPLACEMENT HANDLES FOR CATALINA FAUCETS 1 PAIR</b>
	<b>PF287039</b> (9-RT44-9CHC)	10	TEACUP	<b>CHROME TEACUP REPLACEMENT HENDLES FOR CATALINA FAUCETS 1 PAIR</b>
	<b>PF287040</b> (9-RT44-9RBHC)	10		<b>RUBBED BRONZE TEACUP REPLACEMENT HENDLES FOR CATALINA FAUCETS 1 PAIR</b>
	<b>PF287031</b> (9-R40-9HC)	1	ACRYLIC KNOB	<b>CLEAR KNOB HANDLES FOR R0471-8 EXTERIOR SHOWER VALVE. 1 PAIR</b>
	<b>PF247004</b> (9-91L108)	1	ACRYLIC KNOB	<b>CLEAR ACRYLIC REPLACEMENT FOR 2 HANDLE UTOPIA FAUCETS 1 PAIR</b>




## Cartridges & Stems

PART No.		CARTON QTY	MATERIAL	DESCRIPTION
<b>PHOENIX REPLACEMENT CARTRIDGES &amp; STEMS</b>				
	<b>PF287017</b> (9-41-5-0)	1	BRASS	<b>FOR KNOB HANDLES PAIR</b> <b>43-5-0 STEMS FOR SINK MOUNTED FAUCETS AND EXPOSED TUB/SHOWER. USED ON HOT AND COLD SIDES WITH ACRYLIC KNOB HANDLES. ON HOT SIDE ONLY WITH LEVER HANDLES. STREAMWAY #108-0RH</b>
	<b>PF287011</b> (9-40-5-0RLH)	1		<b>FOR LEVER HANDLES PAIR</b> <b>ONE EACH 43-5-0, 43-5-0LH STEMS FOR SINK MOUNTED FAUCETS AND EXPOSED TUB/SHOWER. USED ON COLD SIDE WITH LEVER HANDLE ONLY. STREAMWAY #108-0LH</b>

### **A word about handles and stems:**

A faucet with knob handles has stems that turn in the same direction to turn water on and off: counter clockwise to turn on, clockwise to turn off. If lever handles are replacing standard knob handles, the cold side stem will also have to be replaced in order for the new handles to operate properly by turning in to turn on the water and turning out to turn the water off.

	PART No.	CARTON QTY	MATERIAL	DESCRIPTION
	<b>PF284012</b> (9-61-5-0)	1	BRASS	<b>FOR KNOB HANDLES PAIR</b> <b>FOR CONCEALED WALL MOUNT TUB/SHOWER, DECK MOUNT GARDEN TUB AND WIDESPREAD LAVATORY. USED ON HOT AND COLD SIDES WITH ACRYLIC HANDLES. ON HOT SIDE ONLY WITH LEVER HANDLES.</b> <b>STREAMWAY #960-0</b>
	<b>PF187023</b> (61-5-0LH)	1		<b>LEFT HAND LEVER HANDLE</b> <b>FOR CONCEALED WALL MOUNT TUB/SHOWER, DECK MOUNT GARDEN TUB AND WIDESPREAD LAVATORY. USED ON COLD SIDE WITH LEVER HANDLE ONLY.</b>
	<b>PF187086</b> (P60)	1	PLASTIC / BRASS	<b>WASHERLESS CARTRIDGE RIGHT HAND ONLY</b> <b>FOR STREAMWAY AND AQUASTREAM WASHERLESS CARTRIDGE. USED IN SINK MOUNT FAUCETS AND EXPOSED WALL MOUNT TUB/SHOWER. USED ON HOT AND COLD SIDES WITH ACRYLIC HANDLES.</b>
	<b>PF287019</b> (9-45-5-0)	1	PLASTIC	<b>FOR KNOB HANDLES PAIR</b> <b>FOR SINK MOUNT FAUCETS AND EXPOSED TUB/SHOWER UNITS. USED ON HOT AND COLD SIDES WITH ACRYLIC HANDLES.</b>
	<b>PF287020</b> (9-45-5-0RLH)	1		<b>FOR LEVER HANDLES PAIR</b> <b>FOR SINK MOUNT FAUCETS AND EXPOSED TUB/SHOWER UNITS. USED ON HOT AND COLD SIDES WITH LEVER HANDLES.</b>
	<b>PF287028</b> (9-P42)	1	PLASTIC	<b>FOR KNOB HANDLES PAIR</b> <b>WASHERLESS CARTRIDGE FOR SINK MOUNT FAUCETS AND EXPOSED TUB/SHOWER UNITS. USED ON HOT AND COLD SIDES WITH ACRYLIC HANDLES.</b>
	<b>PF287026</b> (9-P22)	1	PLASTIC	<b>FOR KNOB HANDLES PAIR</b> <b>FOR STREAMWAY, NIBCO AND PHOENIX FAUCETS. USED ON HOT AND COLD SIDES WITH ACRYLIC HANDLES.</b>
	<b>PF184007</b> (1610-5-0)	1	BRASS	<b>RIGHT HAND</b> <b>FOR CONCEALED WALL MOUNT TUB/SHOWER FAUCETS WITH 2" MAXIMUM WALL THICKNESS. USED ON HOT AND COLD SIDES WITH ACRYLIC HANDLES.</b>
	<b>PF284013</b> (9-639-5-0)	1	PLASTIC	<b>DIVERTER</b> <b>FOR PHOENIX 3 VALVE TUB/SHOWER DIVERTERS. USED IN WALL OR DECK THICKNESSES UP TO 7/8". NEW STYLE.</b>



PART No.	CARTON QTY	MATERIAL	DESCRIPTION
 <p><b>PF283007</b> (9-60-4D-0)</p>	10	PLASTIC / BRASS	<p><b>DIVERTER</b> FOR PHOENIX 3 VALVE WALL MOUNT TUB/SHOWER DIVERTERS. USED IN WALL THICKNESSES UP TO 7/8". OLD STYLE, OBSOLETE IN 1991, NOT INTERCHANGEABLE WITH 639-5-0.</p>
 <p><b>PF187093</b> (1600-4D-0)</p>	1	PLASTIC	<p><b>DIVERTER</b> FOR PHOENIX 3 VALVE WALL MOUNT TUB/SHOWER DIVERTERS. USED FOR THICK WALL CONSTRUCTION UP TO 2". OLD STYLE, OBSOLETE IN 1991, NOT INTERCHANGEABLE WITH 1639-5-0.</p>
 <p><b>PF187072</b> (6-1201-5-0)</p> <p><b>PF287037</b> (9-N1201-5-0)</p>	1 10	PLASTIC	<p><b>WASHERLESS CARTRIDGE SINGLE HANDLE</b> FOR PHOENIX SINGLE HANDLE KITCHEN AND LAV FAUCETS WITH BRASS UNDERBODY</p> <p><b>WASHERLESS CARTRIDGE SINGLE HANDLE</b> FOR PHOENIX SINGLE HANDLE KITCHEN AND LAV FAUCETS WITH PLASTIC UNDERBODY</p>

### HYBRID REPLACEMENT CARTRIDGES & STEMS

 <p><b>PF287025</b> (9-602RLH)</p>	1	PLASTIC	<p><b>QUARTER TURN CARTRIDGE KIT FOR HYBRID 2 HANDLE KITCHEN AND BATHROOM 1 PAIR</b></p>
 <p><b>PF287042</b> (9-SK2100-5)</p>	10	PLASTIC	<p><b>CERMIC DISC CARTRIDGE FOR PHOENIX HYBRID SINGLE HANDLE AND PULL OUT KITCHEN SP2104 SERIES</b></p> <p><b>ALSO FITS PHOENIX SW2103 PULL OUT SERIES</b></p>
 <p><b>PF287043</b> (9-SL1200-5)</p>	10	PLASTIC	<p><b>CERMIC DISC CARTRIDGE FOR HYBRID SINGLE HANDLE BATHROOM</b></p>

### CATALINA REPLACEMENT CARTRIDGES & STEMS

 <p><b>PF287033</b> (9-R5-13RLH)</p>	1	PLASTIC	<p><b>QUARTER TURN PAIR</b> FOR CATALINA FAUCETS WITH TEARDROP SHAPED LEVER HANDLES ONLY (SEE R35 HANDLES)</p>
 <p><b>PF287032</b> (9-R4RLH)</p>	1	PLASTIC	<p><b>QUARTER TURN PAIR</b> FOR CATALINA 4100 SERIES FAUCETS WITH SCULPTED LEVER HANDLES ONLY (MODELS R4100, R4160, R4180) (SEE S44 HANDLES)</p>



PART No.	CARTON QTY	MATERIAL	DESCRIPTION
<b>UTOPIA REPLACEMENT CARTRIDGES &amp; STEMS</b>			
 <b>PF247005</b> (9-91L96)	1	PLASTIC	FLAT WASHER STEM & BONNET PAIR GENUINE UTOPIA REPLACEMENT
 <b>PF247006</b> (9-25L90)	1	PLASTIC	UTOPIA OLD STYLE REPLACEMENT WASHERLESS STEM AND BONNET WITH VALVE STOP FOR OLDER UTOPIA MODELS PAIR








## Seats




**RENEWABLE SEATS** ALSO KNOWN AS "RENU" OR "BIBB" SEATS, ARE REQUIRED BY CODE FOR ALL FAUCETS MOUNTED IN A CONCEALED INSTALLATION BEHIND A WALL OR BENEATH A LEDGE. ALL RENEWABLE SEATS ACCEPT A 5/16" ALLEN WRENCH UNLESS OTHERWISE NOTED.

	1	BRASS	FOR BRASS UNDERBODIES PAIR USE IN SINK MOUNT FAUCETS AND EXPOSED TUB/SHOWER STREAMWAY #108-25
		NYLON	FOR PLASTIC UNDERBODIES PAIR USE SINK MOUNT FAUCETS AND EXPOSED TUB/SHOWER 1/4" HEX
	1	BRASS	USED IN CAST BRASS UNDERBODIES FOR CONCEALED 3-3/8" SHOWER VALVES STREAMWAY #118-20
	1	BRASS	USED IN BRASS, CONCEALED 2 VALVE AND 3 VALVE TUB/SHOWER STREAMWAY #970-20 HEIGHT: 1.24 PITCH: 20
	1	BRASS	USED IN DECK MOUNT, 2 VALVE GARDEN TUB FILLERS HEIGHT: 1.59 PITCH: 20

## Parts

PART No.	CARTON QTY	COLOR	DESCRIPTION
 <b>PF281021</b> (9-50-19C)	1	CHROME	METAL AERATOR FITS PHOENIX BRAND FAUCETS
 <b>PF281022</b> (9-R50-19S)	1	WHITE/ CHROME	SWIVEL AERATOR FITS MOST FAUCETS

	PART No.	CARTON QTY	COLOR	DESCRIPTION
 <p>o-ring &amp; snap ring not included when ordering bulk part number</p>	<b>PF281028</b> (9-R57-13C)	1	CHROME	<b>SPOUT NUT FOR ALL PHOENIX, CATALINA AND UTOPIA CHROME SPOUTS</b>
	<b>PF281030</b> (9-R57-13W)	1	WHITE	
	<b>PF281027</b> (9-R57-13BN)	1	BRUSHED NICKEL	
	<b>PF281029</b> (9-R57-13RB)	1	RUBBED BRONZE	
	<b>PF281026</b> (9-R57-13B)	1	BISCUIT	
 <p>o-ring &amp; snap ring not included when ordering bulk part number</p>	<b>PF281015</b> (9-56-13C)	1	CHROME	<b>SPOUT NUT, FOR HYBRID 2 HANDLE HI-ARC KITCHEN</b>
	<b>PF281014</b> (9-56-13BN)	1	BRUSHED NICKEL	
	<b>PF273002</b> (9-412-13)	1	WHITE	<b>VACUUM BREAKER FOR HAND HELD SHOWER HOSE</b>
	<b>PF273001</b> (9-35-13)	1	WHITE	<b>D-SPUD FOR BATHROOM SINK DIVERTER FAUCETS</b>
	<b>PF273003</b> (9-44-13)	1	BLACK	
	<b>PF281008</b> (9-2104-20C)	1	CHROME	<b>PULLOUT REPLACEMENT FOR HYBRID PULL OUT KITCHEN FAUCETS</b>
	<b>PF281007</b> (9-2104-20BN)	1	BRUSHED NICKEL	
	<b>PF281032</b> (9-2104-20W)	1	WHITE	
	<b>PF281009</b> (9-2104-20RB)	1	RUBBED BRONZE	
	<b>PF281017</b> (9-7013)	1	CHROME	<b>SOAP OR LOTION DISPENSER HOLDS 18 oz., METAL PUMP HEAD</b>
	<b>PF281018</b> (9-7016)	1	BRUSHED NICKEL	
	<b>PF281019</b> (9-7018)	1	RUBBED BRONZE	
	<b>PF281016</b> (9-7007)	1	WHITE	<b>SOAP OR LOTION DISPENSER HOLDS 18 oz., PLASTIC PUMP HEAD</b>

	PART No.	CARTON QTY	COLOR	DESCRIPTION
	<b>PF182003</b> (28F)	1	CHROME	<b>P.O., BRASS FLANGE AND THREADS, ABS TAILPIECE WITH OVERFLOW</b>
	<b>PF182001</b> (P28)	1	CHROME	
	<b>PF282002</b> (9-P28BN)	1	BRUSHED NICKEL	<b>P.O., ABS FLANGE AND TAILPIECE WITH OVERFLOW</b>
	<b>PF282004</b> (9-P28RB)	1	RUBBED BRONZE	
	<b>PF182004</b> (29F)	1	CHROME	<b>C.O., BRASS FLANGE AND THREADS, ABS TAILPIECE LESS OVERFLOW</b>
	<b>PF182002</b> (P29)	1	CHROME	
	<b>PF282003</b> (9-P29BN)	1	BRUSHED NICKEL	<b>C.O., ABS FLANGE AND TAILPIECE LESS OVERFLOW</b>
	<b>PF282005</b> (9-P29RB)	1	RUBBED BRONZE	
	<b>PF287002</b> (02-99)	1		<b>169 PIECE MOBILE HOME PARTS REPAIR KIT</b>
	<b>PF287001</b> (02-98)	1		<b>192 PIECE RV PARTS REPAIR KIT</b>

# Phoenix Faucet Displays

Phoenix displays in make your faucets **POP!!!**  
Choose the Size That Fits Your Space

## 30" Display Holds 7 Faucets



Ringed product guide can be attached to the side of the display or anywhere appropriate  
Included with all displays

- » Dimensions: 30" wide; 12.375 deep; 7.675" rear height; 3.125" front height
- » Expanded Rigid Foam PVC Material
- » Lightweight, Durable, One Piece Molded Design
- » Stair Step design allows a better view of the rear row
- » Holds 7 Faucets: (2) 4" Tub or Shower, (5) Deck Mount\*

---

---

## 48" Display Holds 12 Faucets



- » Dimensions: 48" wide; 12.375 deep; 7.675" rear height; 3.125" front height
- » Expanded Rigid Foam PVC Material
- » Lightweight, Durable, One Piece Molded Design
- » Stair Step design allows a better view of the rear row
- » Holds 12 Faucets: (3) 4" Tub or Shower, (9) Deck Mount\*

\*Display faucets are non-functional and for display only. You may choose the models and finishes to display.

# WHY HAS PHOENIX BEEN THE MOST TRUSTED INDUSTRY LEADER FOR OVER 35 YEARS?

- We are an American Manufacturer with our Corporate Office and manufacturing plant in Ohio
- Largest selection of American Made models in the industry
- Spin welding non-metallic underbodies creates a single piece waterway with no o-rings eliminating leak points
- DuraPro™ non-metallic underbodies are made from plastic polymer re-enforced with spun glass for superior strength and corrosion resistance used in our Phoenix Collection
- Celcon® non-metallic underbodies are made from a lead free, high strength thermoplastic polymer used in our Catalina Collection
- All DuraPro™ and Celcon® underbodies are spin welded unless otherwise noted
- We offer a wide variety of faucets designed to meet the special requirements of RV's and manufactured homes
- Superior customer service from our Avon Lake, OH office
- Most complete parts program in the industry
- Every faucet we sell comes with a lifetime warranty

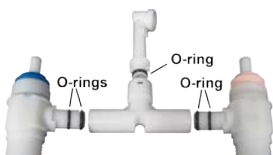
## The Underbody Advantage



**Only From Phoenix**  
One Piece Spin Welded  
Construction  
Made in U.S.A.



**Phoenix Hybrid**  
underbody with brass  
threaded shanks and  
water conservation  
technology



**Other Brands**  
Snap together  
Standard Construction

## A CHOICE FOR EVERY BUDGET

### Phoenix Collection

#### Domestic Line Manufactured in the USA

Largest selection of models for Kitchen, Bar, Laundry, Bath and Tub and Shower for RV's, Manufactured Homes and Residential installations

Made and packaged at our Ohio plant with parts manufactured by our regional domestic partners.

#### Features:

- 100% Factory Tested
- Spin welded, lead free DuraPro™ or brass underbodies
- Plastic or lead free brass compression stems
- RV and manufactured home specialty features
- Lifetime Warranty

### Phoenix Hybrid Collection

#### Lead Free Brass Alternative

Models for Kitchen or Bath for RV's, Manufactured Homes and Residential installations

#### Features:

- Lead free
- Single piece molded underbody construction
- Ceramic disc or 1/4 turn cartridges
- Brass threaded shanks
- Uses 20% less water
- Watersense certification on all bathroom sink models
- 1 or 3 hole installation on single handle kitchen models
- Same lifetime warranty as our domestic faucets

### Catalina Collection

#### Economy Line

Models for Kitchen, Bath and Tub and Shower for RV's, Manufactured Homes and Residential installations

#### Features:

- Lead Free
- Spin welded Celcon® underbodies
- Ceramic disc or 1/4 turn cartridges
- RV and Manufactured Home specialty features
- Same lifetime warranty as our domestic faucets



**Spin Welded:** The patented spin welding process fuses the waterway parts into a single piece underbody with no o-rings, eliminating leak points.

**DuraPro™ Underbodies:** Lead free patented DuraPro™ is a plastic polymer reinforced with glass fiber. The material is strong and resists corrosion from harsh household chemicals. Phoenix brand DuraPro™ faucets are **Made In USA** and spin welded with no o-rings.

**Celcon® Underbodies:** Lead free, high strength Celcon® is a thermoplastic polymer that resists corrosion from harsh household chemicals. Phoenix Celcon® underbodies are spin welded with no o-rings.

**Hybrid Construction:** Plastic resin and powdered metal combine to create a heavy, lead free polymer that creates durable, high performance parts that resist corrosion from hard water and harsh chemicals. Molded, single piece underbodies have no o-rings, eliminating leak points. Outer surfaces are beautiful easy to clean. Water conservation technology uses 20% less water without changing the water stream force. Cartridges are ceramic disc or quarter turn washerless.

**Snap Together Construction:** Waterway parts are snapped together and use o-rings at the joints to prevent possible leaks. O-rings have proven to be unreliable over the life of the product.



# Introducing the BEST WAY TO TURN THAT LOW PRESSURE HOOKUP INTO AN INVIGORATING SHOWER

Look for our ad in industry catalogs and magazines.

## *airfusion*

The *airfusion* design uses a vacuum valve built into the bottom of the shower head. The valve creates compressed air bubbles that quickly expand as they're forced through the spray head with the water creating a high pressure spray that feels like home.

The new *airfusion* shower heads from Phoenix Products use 20%-30% less water than conventional shower heads.

*airfusion* shower heads are available in 3 finishes and a clear model. They can be purchased separately or in a kit that includes a 60" hose, three position bracket, hose guide ring and flow controller.

**Now There's Even  
More Reason To  
Sing In The  
Shower!**

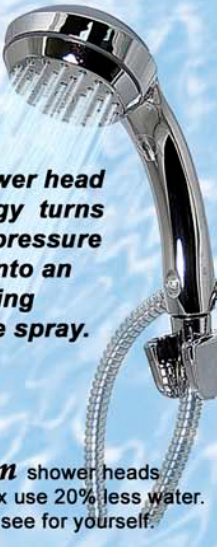


*airfusion*

An RVAA  
Product of the Year



**New shower head  
technology turns  
that low pressure  
hookup into an  
invigorating  
home-like spray.**



*airfusion* shower heads from Phoenix use 20% less water. Try one and see for yourself.



### **Chrome Kit**

Stainless steel hose and chrome hardware.



### **White Kit**

White meta-flex hose and matching white hardware.



### **Clear Kit**

Stainless steel hose and chrome hardware.



### **Brushed Nickel Kit**

Vinyl hose and brushed nickel hardware.





## **Water Conservation Is Important To All Of Us**

Phoenix Products is proud to have been named an EPA WaterSense Partner. And our hybrid bathroom faucets have been certified in accordance with EPA WaterSense specifications. The bathroom faucets are available in several finishes and hi arc and low arc models.

### **What does WaterSense certification mean?**

WaterSense is a voluntary partnership sponsored by the EPA to increase water conservation by promoting water efficient products. Manufacturers offer products that meet the specifications set forth by the EPA and are then verified through third party testing (IAPMO in our case). Currently, WaterSense specifications have been established only for bathroom sink faucets. The EPA is working on establishing specifications for kitchen fixtures.

### **The WaterSense certified product must:**

- Achieve measurable conservation results
- Perform as well as or better than similar products
- Use at least 20% less water than the current baseline for that product

Phoenix will continue to add more water conservation products to our lineup. We are working hard to include the best water conservation technologies in our new products.

The entire line of Phoenix Hybrid faucets feature water-saving technology and meet all existing state and federal low lead requirements. In addition, all of our hybrid faucets meet the even more stringent no-lead laws effective in 2014.