

2020 PRODUCT CATALOG

OptiMATE

**High Performance
Battery Chargers**



OptiMATE
accessories



OptiMATE
ware



tecMATE
ProDealer



tecMATE

Table of Contents

OptiMate Battery Chargers

General Maintainers	4 - 6
Power Sport	7 - 11
Power Sport Multi-Bank8 - 9
Auto & Marine (including 12V/24V Starter & Deep Cycle)	12 - 19
Lithium	20 - 26
DC to DC27
Solar	28 - 29

OptiMate Accessories

Battery Monitors, LED Flashlights	30 - 31
USB Chargers32- 33
Cable - Weatherproof Battery Leads34
Cable - Auto Plug35
Cable - Charge Cable Extenders36
Cable - Battery Clips37
Cable - Y-Splitter38
Cable - Auto Socket39
Cable - Adapters : SAE to KET40
Cable - SAE to Other41- 42
Cable - Bike Socket43
Cable - Bike Plug44
Cable - SAE Panel Mounts45
Cable - Custom Cables & Accessories46
Optimate Test47

OptiMate Ware

Display, Hook, Apparel, Promotional48
---	-----

TecMate ProDealer

ProDealer Diagnostic	49 - 51
ProDealer Chargers	52 - 55

4 REASONS WHY OPTIMATE IS BETTER THAN OTHER BATTERY CHARGERS

ALL OPTIMATE BATTERY CHARGERS

1 TEST battery condition at connection, decide optimal charge method, then charge. Also test after charging.

2 SAVE 'DEAD' BATTERIES other chargers can't from as low as 1/2 a Volt.

3 EQUALIZES BATTERY CELLS with a unique pulsing method, brings each cell to full charge for guaranteed 100% battery performance!

4 MAINTENANCE PROGRAM

24/7 safe maintenance. Checks charge level hourly, delivers exact charge to keep battery at 100% and support 'always on' vehicle circuitry. Soft pulse prevents sulphation build-up.

DELIVERED WITH EVERY BATTERY CHARGER



Optimate
High Performance
Battery Chargers

OptiMATE 1

12V 0.6A

OptiMate 1, the best fully automatic battery maintainer for your motorcycle, ATV, Side by Side or personal watercraft - *Connect and forget 24-7 maintenance!*

- Delivers unsupervised long term maintenance to your 12V lead-acid (STD, AGM, GEL) battery.
- 100% automatic program delivers safe long-term battery care. *Connect and forget no more battery problems!*
- OptiMate's 24-7 smart maintenance guarantees more battery power, longer battery life!



PLUG-IN CASE
DUSTPROOF



1 Low Volt Start (4V)	2 Controlled CHARGE	3 OPTIMIZE	4 OptiMate '365' maintenance
---------------------------------	-------------------------------	----------------------	--



CHARGING AMPS	0.6A		
USE	INDOOR	t°min: -4°F / -20°C	
SAVE	Low Volt start 4V		
IDEAL FOR	2 - 30Ah 		
PART No.	EU TM-400 US TM-401		

OptiMate 1

(DUO)

12V 0.6A
12.8V 0.6A

OptiMate 1 DUO, the ‘no brainer’ battery maintainer for the hi-technology battery in your performance power sport vehicle - *Guarantees healthy lithium or lead-acid batteries!*

- Delivers unsupervised long term maintenance to your 12.8V Lithium (LifePO₄ / LFP) OR your 12V lead-acid (STD, AGM, GEL) battery.
- Adaptive charge program adjusts to battery type and condition - *no buttons to push, the charger does the thinking!*
- OptiMate’s 24-7 smart maintenance guarantees more battery power, longer battery life!



PLUG-IN CASE
DUSTPROOF

1 Low Volt Start (4V)	2 Controlled CHARGE	3 OPTIMIZE	4 OptiMate ‘365’ maintenance
---------------------------------	-------------------------------	----------------------	--



CHARGING AMPS	0.6A
USE	INDOOR t°min: -4°F / -20°C
SAVE	Low Volt start 4V
IDEAL FOR	
PART No.	EU TM-402-D US TM-409 UK TM-404-D

OptiMATE 2

12V 0.8A

OptiMate 2, the versatile fully sealed automatic battery maintainer for your classic/modern car or pickup truck or your RV / caravan's 12V battery - Ultimate maintenance for starter or deep cycle batteries!

- Charges and delivers unsupervised long term maintenance to your 12V lead-acid (STD, AGM, GEL) starter or deep cycle battery.
- Interactive charge program is ideal for a battery that intermittently delivers power - *Ideal for in-line battery use!*
- Ideal for ECO friendly cars with start-stop technology - *100% safe for sensitive electronics.*
- OptiMate's 24-7 smart interactive maintenance prevents discharge from connected circuitry & guarantees more battery power, longer battery life!



WEATHERPROOF CASE with WALL MOUNTS

1
Low Volt Start (4V)

2
Controlled CHARGE

3
OPTIMIZE

4
OptiMate '365' maintenance



CHARGING AMPS	0.8A	
USE	INDOOR	t°min: -4°F / -20°C
SAVE	Low Volt start 2V	
IDEAL FOR	EFB STD AGM GEL 3 - 96Ah 	
PART No.	EU TM-420	US TM-421 UK TM-422 AU TM-428

OptiMATE 3

12V 0.8A

OptiMate 3, the most trusted fully sealed battery saving charger & maintainer for your motorcycle, ATV, Side by Side or personal watercraft - The most popular motorcycle charger world-wide!

- Trusted by global motorcycle OEMs, including *Honda, Triumph, Suzuki, Yamaha, Kawasaki and more.*
- Charge, test and maintain your 12V AGM, GEL or STD battery - *Keep it ready to ride!*
- If you forget, OptiMate 3 will save your 'dead flat' sulphated battery from as low as 2V.
- Tests automatically - indicates if there is a battery problem.
- OptiMate's 24-7 smart maintenance guarantees more battery power, longer battery life!



WEATHERPROOF CASE with WALL MOUNTS

1
Low Volt Start (2V)

2
Turbo SAVE

3
Pulse SAVE

4
Controlled CHARGE

5
OPTIMIZE

6
TEST after CHARGE

7
OptiMate '365' maintenance



CHARGING AMPS	0.8A
USE	INDOOR t°min: -4°F / -20°C
SAVE	Low Volt start 2V + 2 step desulfation recovery
IDEAL FOR	
PART No.	EU TM-430 US TM-431 UK TM-432 JP TM-447 AU TM-438

Optimate 3 **x2**
DUAL BANK

12V 0.8A

Optimate 3 Dual bank, the fully sealed 2-bank battery saving charger & maintainer for 12V AGM, GEL or STD batteries - Ideal for 2 x 12V batteries in series!

- OptiMate 3 chargers are trusted by global motorcycle OEMs, including *Honda, Triumph, Suzuki, Yamaha, Kawasaki and more.*
- Independently charge, test and maintain 2 x 12V lead-acid (STD, AGM, GEL) batteries - *Batteries are always ready to perform.*
- Saves 'dead flat' sulphated batteries from as low as 2V.
- Tests automatically - indicates if there is a battery problem
- OptiMate's 24-7 smart maintenance guarantees more battery power, longer battery life!



1
Low Volt Start (2V)

2
Turbo SAVE

3
Pulse SAVE

4
Controlled CHARGE

5
OPTIMIZE

6
TEST after CHARGE

7
OptiMate '365' maintenance



CHARGING AMPS	2 x 0.8A	
USE	INDOOR	t°min: -4°F / -20°C
SAVE	Low Volt start 2V + 2 step desulfation recovery	
IDEAL FOR	EFB STD AGM GEL 3 - 50Ah 	
PART No.	EU TM-450	US TM-451 UK TM-450BS AU TM-453

Optimate 3 **x4**
QUAD BANK

12V 0.8A

Optimate 3 Quad bank, the fully sealed 4-bank battery saving charger & maintainer for 12V AGM, GEL or STD batteries
- *The dealer's choice for busy workshops.*

- OptiMate 3 chargers are trusted by global motorcycle OEMs, including *Honda, Triumph, Suzuki, Yamaha, Kawasaki* and more.
- Independently charge, test and maintain 4 x 12V AGM, GEL or STD lead-acid batteries - *always fresh, always ready!*
- Saves 'dead flat' sulphated batteries from as low as 2V.
- Tests automatically - indicates if there is a battery problem.
- OptiMate's 24-7 smart maintenance guarantees more battery power, longer battery life!



WEATHERPROOF CASE with WALL MOUNTS

1 Low Volt Start (2V)	2 Turbo SAVE	3 Pulse SAVE	
4 Controlled CHARGE	5 OPTIMIZE	6 TEST after CHARGE	7 OptiMate '365' maintenance



CHARGING AMPS	4 x 0.8A
USE	INDOOR t°min: -4°F / -20°C
SAVE	Low Volt start 2V + 2 step desulfation recovery
IDEAL FOR	3 - 50Ah
PART No.	EU TM-454 US TM-455 UK TM-454BS AU TM-458

OptiMate 4

dual program

12V 1A

OptiMate 4 Dual Program, the most advanced & trusted 12V battery saving charger for your high performance or touring motorcycle, ATV, Side by Side or personal watercraft - *Most energy efficient '1 Amp' charger in the world!*

- Dual Charge Program trusted by riders world-wide - *Charge direct to battery or via 12V socket on BMW motorcycles with CAN-bus.*
- Charge, test and maintain your 12V lead-acid (STD, AGM, GEL) starter or deep cycle battery - *Battery performance guaranteed!*
- Saves 'dead flat' sulphated batteries from as low as 0.5V - *the most advanced recovery program!*
- Advanced and accurate testing before and after charging.
- OptiMate's 24-7 smart maintenance guarantees more battery power, longer battery life!



WEATHERPROOF CASE with WALL MOUNTS
 'ARCTIC' CABLE

STANDARD PROGRAM 1

1 Low Volt Start (0.5V)	2 TEST before charge	3 Pulse 'wake up'	4 Turbo SAVE
5 Pulse SAVE	6 Controlled CHARGE	7 OPTIMIZE	8 TEST after CHARGE
9 OptiMate '365' maintenance			



CHARGING AMPS	1A
USE	INDOOR / OUTDOOR t°min: -40°F / -40°C
SAVE	Low Volt start 0.5V + 2 Step desulfation recovery
IDEAL FOR	3 - 50Ah
PART No.	EU TM-340 US TM-341 UK TM-342 JP TM-347 AU TM-348

OptiMATE 4

dual program

12V 1A

OptiMate 4 CAN-bus edition, the most advanced 12V battery saving charger for your high performance or touring BMW motorcycle - Most popular BMW motorcycle charger world-wide!

- Dual Charge Program trusted by riders world-wide - Charge direct to battery or via 12V socket on BMW motorcycles with CAN-bus.
- Charge, test and maintain your 12V lead-acid (STD, AGM, GEL) starter or deep cycle battery - Battery performance guaranteed!
- Saves 'dead flat' sulphated batteries from as low as 0.5V - The most advanced recovery program!
- Advanced and accurate testing before and after charging.
- OptiMate's 24-7 smart maintenance guarantees more battery power, longer battery life!



WEATHERPROOF CASE
with WALL MOUNTS
❄️ 'ARCTIC' CABLE

CAN-bus PROGRAM 2

1 CAN-bus 'Wake up' pulse	2 CAN-bus low volt check	3 TEST before CHARGE	4 PULSE SAVE
5 Controlled CHARGE	6 CAN-bus OPTIMIZE	7 CAN-bus TEST after CHARGE	8 CAN-bus OptiMate '365' maintenance



CHARGING AMPS	1A
USE	INDOOR / OUTDOOR ❄️ t°min: -40°F / -40°C
SAVE	Low Volt start 0.5V + 2 Step desulfation recovery
IDEAL FOR	3 - 50Ah
PART No.	EU TM-350 US TM-351 UK TM-352

OptiMate 5

start/stop

12V 4A

OptiMate 5 Start/Stop, the perfect power charger & maintainer for your car, pick-up truck and your V-twin motorcycle or 4 wheeler (ATV/ Side by Side) - 24-7 battery care for medium to large 12V batteries!

- Charge, test and maintain your 12V AGM, GEL, EFB or STD starter or deep cycle battery - *Battery performance guaranteed!*
- Power charge delivers 4A constant current - *Charges faster, get that vehicle running sooner!*
- Ideal for ECO friendly cars with start-stop technology - *100% safe for sensitive electronics.*
- OptiMate's 24-7 smart maintenance guarantees more battery power, longer battery life!



WEATHERPROOF CASE with WALL MOUNTS

1 Low Volt Start (2V)	2 Pulse SAVE	3 Controlled CHARGE
4 OPTIMIZE	5 TEST after CHARGE	6 OptiMate '365' maintenance



CHARGING AMPS	4A
USE	INDOOR / OUTDOOR t°min: -4°F / -20°C
SAVE	Low Volt start 2V + deep discharge
IDEAL FOR	15 - 192AH
PART No.	EU TM-220 US TM-221 UK TM-220BS



6V 4A
12V 2.8A

OptiMate 5 Voltmatic delivers advanced and easy 6V & 12V charge and maintenance of your RV, marine or auto starter and deep cycle batteries - Most popular automatic 6V/12V charger!

- Automatically charge, test and maintain 6V or 12V AGM, GEL, EFB or STD starter or deep cycle batteries - *Connect to battery and the charger does the rest.*
- **Voltmatic** smart voltage control - *charge program automatically adapts voltage level to match your 6V or 12V battery.*
- Saves 6V batteries from as low as 1 Volt - *the only charger that can desulphate and recover 6V batteries!*
- Manual override feature to save your sulphated 12V battery from as low as 2 Volts.
- OptiMate's 24-7 smart maintenance guarantees more battery power, longer battery life!



WEATHERPROOF CASE with WALL MOUNTS

1 Low Volt Start (1V)	2 Voltmatic CHARGE selection	3 Turbo SAVE	4 Pulse SAVE
5 Controlled CHARGE	6 OPTIMIZE	7 TEST after CHARGE	8 OptiMate '365' maintenance



CHARGING AMPS	4A @ 6V / 2.8A @ 12V	
USE	INDOOR / OUTDOOR	t°min: -4°F / -20°C
SAVE	Low Volt start 2V + 2 Step desulfation recovery	
IDEAL FOR		10 - 192Ah (6V) 8 - 120Ah (12V)
PART No.	EU TM-222 US TM-223 UK TM-222BS	



12V 5A

OptiMate 6 Ampmatic, the smartest fully sealed battery charger & maintainer for the 12V AGM, GEL or STD batteries in your motorcycle, car / pick-up truck, marine craft or RV - Most popular and easy to use '5 Amp' charger!

- Automatically charge, test and maintain any size 12V AGM, GEL, EFB or STD starter or deep cycle battery - *Connect to battery and the charger does the rest.*
- **Ampmatic** charge control adjusts current to match battery size - *Small battery gets less, large battery gets more!*
- Saves 'dead flat' sulphated batteries from as low as 0.5V - *the most advanced recovery program!*
- Unique pulsed absorption mode optimizes battery performance - *all cells are brought to equal strength!*
- OptiMate's 24-7 smart maintenance guarantees more battery power, longer battery life!



WEATHERPROOF CASE with WALL MOUNTS
❄️ 'ARCTIC' CABLE

1
Low Volt Start (0.5V)

2
TEST before CHARGE

3
Pulse 'wake up'

4
Turbo SAVE

5
Ampmatic Pulse SAVE









6
Ampmatic CHARGE

7
Ampmatic OPTIMIZE

8
TEST after CHARGE

9
OptiMate '365' maintenance



CHARGING AMPS	5A Ampmatic
USE	INDOOR / OUTDOOR ❄️ t°min: -40°F / -40°C
SAVE	Low Volt start 0.5V + 2 Step desulfation recovery
IDEAL FOR	    3 - 240AH    
PART No.	EU TM-180 US TM-181 UK TM-182 JP TM-187 AU TM-188 KR TM-189



12V 10A

OptiMate 7 Ampmatic, the smartest ‘no button’ sealed battery charger for the 12V standard and performance batteries in your motorcycle, car / pick-up truck, marine craft or RV - The only automatic ‘10 Amp’ charger with °T regulation!

- Automatically charge, test and maintain any size 12V AGM, GEL, EFB or STD lead-acid starter or deep cycle battery in any temperature - *Voltage adjusted higher when colder, lower when hotter!*
- **Ampmatic** charge control adjusts current to match battery size - *small battery gets less, large battery gets more!*
- Saves ‘dead flat’ sulphated batteries from as low as 0.5V - *the most advanced recovery program!*
- Unique pulsed absorption mode optimizes battery performance - *all cells are brought to equal strength!*
- OptiMate’s 24-7 smart maintenance guarantees more battery power, longer battery life!



WEATHERPROOF CASE with WALL MOUNTS
❄️ ‘ARCTIC’ CABLE

1 Low Volt Start (0.5V)	2 TEST before CHARGE	3 Pulse ‘wake up’	4 Turbo SAVE
5 Ampmatic Pulse SAVE	6 Ampmatic CHARGE	7 Ampmatic OPTIMIZE	8 TEST after CHARGE
			9 OptiMate ‘365’ maintenance



CHARGING AMPS	10A Ampmatic
USE	INDOOR / OUTDOOR ❄️ t°min: -40°F / -40°C
SAVE	Low Volt start 0.5V + 2 Step desulfation recovery
IDEAL FOR	3 - 400Ah
PART No.	EU TM-254 US TM-255 UK TM-256

OptiMate 6 *select*

12V 5A

OptiMate 6 Select, the performance charger that will get the full potential out of your 12V spiral cell / sealed starter or deep cycle high performance batteries - *The performance '5 Amp' charger for any temperature!*

- Select 14.4V or 14.7V to match the specified charge voltage for your 12V battery, then connect to battery and the charger does the rest.
- Automatically charge, test and maintain any size 12V AGM, GEL, EFB or STD starter or deep cycle battery in any temperature - *Voltage adjusted higher when colder, lower when hotter!*
- **Ampmatic** charge control adjusts current to match battery size - *small battery gets less, large battery gets more!*
- Saves 'dead flat' sulphated batteries from as low as 0.5V - *the most advanced recovery program!*
- OptiMate's 24-7 smart maintenance guarantees more battery power, longer battery life!
- 13.6V 4 Amp DC / Power Supply constant power mode for vehicle diagnostics and troubleshooting.



WEATHERPROOF CASE
with WALL MOUNTS
❄️ 'ARCTIC' CABLE

1
Low Volt
Start (0.5V)

2
TEST
before CHARGE

3
Pulse
'wake up'

4
Turbo
SAVE

5
Ampmatic
Pulse SAVE

6
Ampmatic
CHARGE

7
Ampmatic
OPTIMIZE

8
TEST after
CHARGE

9
OptiMate '365'
maintenance



CHARGING AMPS	5A Ampmatic	
SELECT CHARGE	14.4V / 14.7V	POWER SUPPLY : 4A @ 13.6V
USE	INDOOR / OUTDOOR ❄️ t°min: -40°F / -40°C	
SAVE	Low Volt start 0.5V (12V) + 2 Step desulfation recovery	
IDEAL FOR		
PART No.	EU TM-190	US TM-191 UK TM-192 AU TM-198

OptiMate 7 *select*

12V 10A

OptiMate 7 Select, the 'PRO choice' performance charger that will get the full potential out of your high performance 12V spiral cell / sealed starter or deep cycle high batteries and with steady power option when diagnosing / troubleshooting - *The performance vehicle owner's choice!*

- Select 14.4V or 14.7V to match the specified charge voltage for your 12V battery, then connect to battery and the charger does the rest.
- Automatically charge, test and maintain any size 12V AGM, GEL, EFB or STD starter or deep cycle battery in any temperature - *voltage adjusted higher when colder, lower when hotter!*
- **Ampmatic** charge control adjusts current to match battery size - *small battery gets less, large battery gets more!*
- Saves 'dead flat' sulphated batteries from as low as 0.5V - *the most advanced recovery program!*
- OptiMate's 24-7 smart maintenance guarantees more battery power, longer battery life!
- 13.6V 8 Amp DC / Power Supply constant power mode for vehicle diagnostics and troubleshooting.



WEATHERPROOF CASE
with WALL MOUNTS
❄️ 'ARCTIC' CABLE

1
Low Volt
Start (0.5V)

2
TEST
before CHARGE

3
Pulse
'wake up'

4
Turbo
SAVE

5
Ampmatic
Pulse SAVE

6
Ampmatic
CHARGE

7
Ampmatic
OPTIMIZE

8
TEST after
CHARGE

9
OptiMate '365'
maintenance



CHARGING AMPS	10A Ampmatic
SELECT CHARGE	14.4V / 14.7V POWER SUPPLY : 8A @ 13.6V
USE	INDOOR / OUTDOOR ❄️ t°min: -40°F / -40°C
SAVE	Low Volt start 0.5V (12V) + 2 Step desulfation recovery
IDEAL FOR	3 - 400AH
PART No.	EU TM-250 US TM-251 UK TM-252 AU TM-258

OptiMate 6

(12V-24V)

12V 5A
24V 2.5A

OptiMate 6 12-24V, the smart battery charger and maintainer for the 12V or 24V battery in your car, boat, RV or your light aircraft - The best charger for starter and deep cycle batteries!

- Safe selection for 12V or 24V battery - *Will not charge if selected voltage does not match battery voltage!*
- Automatically charge, test and maintain any size 12V or 24V AGM, GEL, EFB or STD starter or deep cycle battery in any temperature - *Voltage adjusted higher when colder, lower when hotter!*
- **Ampmatic** charge control adjusts current to match battery size - *Small battery gets less, large battery gets more!*
- Saves 'dead flat' batteries with 'electronics safe' recovery mode - *User can over-ride voltage protection for 'dead flat' 24V battery.*
- OptiMate's 24-7 smart maintenance guarantees more battery power, longer battery life!



WEATHERPROOF CASE
with WALL MOUNTS
❄️ 'ARCTIC' CABLE

1 Volts select > Low Volt start	2 Automatic protection	3 TEST before CHARGE	4 Ampmatic Pulse SAVE
5 Ampmatic CHARGE	6 Ampmatic OPTIMIZE	7 TEST after CHARGE	8 OptiMate '365' maintenance



CHARGING AMPS	5A Ampmatic @ 12V / 2.5A Ampmatic @ 24V
SELECT CHARGE	12V / 24V
USE	INDOOR / OUTDOOR ❄️ t°min: -40°F / -40°C
SAVE	Low Volt start 0.5V (12V) + 1 Step desulfation recovery
IDEAL FOR	 12V : 3 - 240Ah 24V : 1 - 100Ah
PART No.	EU TM-194 US TM-193 UK TM-196

OptiMate 7

(12V-24V)

12V 10A
24V 5A

OptiMate 7 12-24V, the smart and powerful battery charger and maintainer for the 12V or 24V battery in your car, boat, RV, light aircraft or your medical equipment – *The fastest charger for starter and deep cycle batteries!*












- Safe selection for 12V or 24V battery - *Will not charge if selected voltage does not match battery voltage!*
- Automatically charge, test and maintain any size 12V or 24V AGM, GEL, EFB or STD lead-acid starter or deep cycle battery in any temperature - *Voltage adjusted higher when colder, lower when hotter!*
- **Ampmatic** charge control adjusts current to match battery size - *Small battery gets less, large battery gets more!*
- Saves 'dead flat' batteries with 'electronics safe' recovery mode - *User can over-ride voltage protection for 'dead flat' 24V battery.*
- OptiMate's 24-7 smart maintenance guarantees more battery power, longer battery life!



WEATHERPROOF CASE with WALL MOUNTS
❄️ ARCTIC CABLE



1 Volts select > Low Volt start	2 Automatic protection	3 TEST before CHARGE	4 Ampmatic Pulse SAVE
5 Ampmatic CHARGE	6 Ampmatic OPTIMIZE	7 TEST after CHARGE	8 OptiMate '365' maintenance

CHARGING AMPS	10A Ampmatic @ 12V / 5A Ampmatic @ 24V
SELECT CHARGE	12V / 24V
USE	INDOOR / OUTDOOR ❄️ t°min: -40°F / -40°C
SAVE	Low Volt start 0.5V (12V) + 1 Step desulfation recovery
IDEAL FOR	      3 - 400AH     
PART No.	EU TM-260 US TM-261 UK TM-262 AU TM-268

Optimate lithium

WHY YOU NEED AN OPTIMATE LITHIUM BATTERY CHARGER.

Guaranteed! : More Battery Power - Longer Battery Life - Saves Your Low Volt Lithium Battery.

1

LiFePO4 ↔ Pb
SIZE
MAINTAIN



A LiFePO4 battery with less amp-hour (Ah) capacity deliver the same cranking amps (C.A.) as the equivalent AGM lead-acid battery.

A stored vehicle's 'always on' circuitry drain amp-hours out of the battery; the smaller lithium battery will drain faster.

The OptiMate Lithium maintenance mode supports 'always on' circuitry and keeps the lithium battery charged and ready.

COMPARE
(Ah & C.A.)

2.5Ah
LITHIUM

8Ah
AGM

= +/- 120 C.A.

2

%
VOLTS
PERFORMANCE

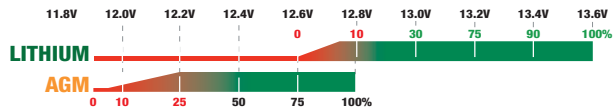


A LiFePO4 battery's voltage range is higher than lead-acid and it can deliver rated cranking amps down to 10% charge.

Each cell in a lithium battery needs a controlled balancing charge to always deliver its rated power and voltage.

The OptiMate Lithium charge method includes a unique pulse equalize (cell balance) mode that bring all cells to full charge.

VOLTS
% CHARGE



3

⚠️ 🔌 🔋
SAVE A FLAT BATTERY
SAFE

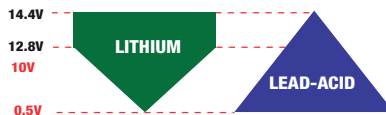


A flat LiFePO4 battery needs low current to recover safely.

HIGH CURRENT at low voltage causes permanent damage.

OptiMate Lithium's SAVE mode delivers controlled low current & tests battery health, until the battery reaches a safe 12.8 Volts (10% charge).

CHARGE PROFILE



4

🎯 🔌 🔋
CHARGING
ACCURATE




A LiFePO4 battery needs accurate charge voltage control.

Charging higher than 14.6V causes permanent damage.

OptiMate Lithium delivers accurate multistep charging up to the ideal maximum voltage of 14.4V (3.6V / cell).

CHARGE VOLTAGE



Optimate **LFP**
lithium 4s 0.8A

12.8V 0.8A

Optimate Lithium 4s 0.8A, the essential battery charger for the 12.8V/13.2V LiFePO4 / LFP in your off-road, moto-cross or race motorcycle – Ultimate protection for your high performance Lithium battery.

- OptiMate Lithium is recommended by Honda, Yamaha, Kawasaki, KTM and Husqvarna and global Lithium battery manufacturers Anti-gravity, Super-B and Earth-X.
- Automatically charge, test and maintain your 12.8V / 13.2V LiFePO4 / LFP starter or deep cycle batteries - Battery performance guaranteed!
- If you forgot, saves your lithium battery from as low as 0.5V with the unique and safe OptiMate Lithium method - Continues charging if healthy, stops and warns if faulty!
- BMS wake up mode safely wakes battery with integrated BMS protection out of sleep mode.
- OptiMate Lithium 24-7 smart maintenance guarantees more battery power, longer battery life!



WEATHERPROOF CASE with WALL MOUNTS

1 Low Volt Start (0.5V)	2 Ultra LOW VOLT SAVE	3 LOW VOLT SAVE / cellmonitoring	4 TEST - cell damage
5 Cell-balancing CHARGE	6 OPTIMIZE	7 TEST after CHARGE	8 OptiMate '365' maintenance



CHARGING AMPS	0.8A	
USE	INDOOR	t°min: -4°F / -20°C
SAVE	Low Volt start 0.5V + 3 Step low volt SAVE & TEST	
IDEAL FOR	BMS LFP Up to 30Ah	
PART No.	EU TM-470	US TM-471 UK TM-472 AU TM-478

OptiMATE **LFP** **x4**
lithium **4s 0.8A** **QUAD BANK**

12.8V 0.8A

OptiMate Lithium 4s 0.8A Quad bank, the ideal choice for up to 4 x 12.8V / 13.2V LifePO₄ / LFP Lithium batteries
- Dealer / battery resellers' choice!


- OptiMate Lithium is recommended by *Honda Yamaha, Kawasaki, KTM and Husqvarna* and *global Lithium battery manufacturers Anti-gravity, Super-B and Earth-X.*
- Automatically charge, test and maintain up to 4 x 12.8V / 13.2V LiFePO₄ / LFP starter or deep cycle batteries - *Battery performance guaranteed!*
- Saves LFP batteries from as low as 0.5V with the unique and safe OptiMate Lithium method - *Continues charging if healthy, stops and warns if faulty!*
- Automatic wake up pulse for batteries with integrated BMS protection - *After connection battery wakes up and charges.*
- OptiMate Lithium 24-7 smart inter-active maintenance prevents discharge from connected circuitry & guarantees more battery power, longer battery life!



WEATHERPROOF CASE with WALL MOUNTS

1 Low Volt Start (0.5V)	2 Ultra LOW VOLT SAVE	3 LOW VOLT SAVE / cellmonitoring	4 TEST - cell damage
5 Cell-balancing CHARGE	6 OPTIMIZE	7 TEST after CHARGE	8 OptiMate '365' maintenance



CHARGING AMPS	4 x 0.8A
USE	INDOOR t°min: -4°F / -20°C
SAVE	Low Volt start 0.5V + 3 Step low volt SAVE & TEST
IDEAL FOR	BMS LFP Up to 30Ah 
PART No.	EU TM-484 US TM-485 UK TM-484BS AU TM-488

OptiMATE LFP
lithium 4s 5A

12.8V 5A

Optimate Lithium 4s 5A, the 'PRO' battery charger for the 12.8V/13.2V LiFePO₄ / LFP in performance / race motorcycles, cars or craft - The racer / dealers' choice!

- OptiMate Lithium is recommended by *Honda Yamaha, Kawasaki, KTM and Husqvarna* and *global Lithium battery manufacturers Anti-gravity, Super-B and Earth-X.*
- Automatically and safely charge, test and maintain your 12.8V / 13.2V LiFePO₄ / LFP starter or deep cycle batteries as specified - *SafeT adjusted charging below freezing.*
- Ampmatic charge control for Lithium adjusts current to match battery size and condition - *Small battery gets less, large battery gets more.*
- Most advanced Lithium save mode will save battery from as low as 0.5V – *Continues charging if healthy, stops and warns if faulty!*
- BMS wake up mode safely wakes battery with integrated BMS protection out of sleep mode.
- OptiMate Lithium 24-7 smart maintenance guarantees more battery power, longer battery life!



WEATHERPROOF CASE with WALL MOUNTS

1 Low Volt Start (0.5V)	2 TEST before charge	3 Temperature check	4 Ultra LOW VOLT SAVE	5 LOW VOLT SAVE / cellmonitoring
6 TEST - cell damage	7 Cell-balancing CHARGE	8 OPTIMIZE	9 TEST after CHARGE	10 OptiMate '365' maintenance



CHARGING AMPS	5A Ampmatic	
USE	INDOOR	t°min: -4°F / -20°C
SAVE	Low Volt start 0.5V + 3 Step low volt SAVE & TEST	
IDEAL FOR	BMS Up to 30Ah 	
PART No.	EU TM-290	US TM-291 UK TM-294 AU TM-298

Optimate **LFP**
lithium **4s 10A**

12.8V 9.5A

Optimate Lithium 4s 10A, the fastest professional battery charger for the 12.8V/13.2V LiFePO₄ / LFP in your performance / race motorcycles, cars or craft, with TUNE mode for diagnostics or up-dating programming - *The ultimate Lithium charger for race car owners!*

- Automatically and safely charge, test and maintain your 12.8V / 13.2V LiFePO₄ / LFP starter or deep cycle batteries as specified - *SafeT adjusted charging below freezing.*
- **Ampmatic** charge control for Lithium adjusts current to match battery size and condition - *Small battery gets less, large battery gets more.*
- Most advanced Lithium save mode will save battery from as low as 0.5V - *Continues charging if healthy, stops and warns if faulty!*
- Pushbutton activated BMS wake up mode safely wakes battery out of sleep mode or low discharge.
- OptiMate Lithium 24-7 smart inter-active maintenance prevents discharge from connected circuitry & guarantees more battery power, longer battery life!
- TUNE Mode delivers stable 13.6V power to support battery during re-flashing / reprogramming and troubleshooting.



WEATHERPROOF CASE
with WALL MOUNTS
❄️ 'ARCTIC' CABLE

- | | | | | |
|-----------------------------------|-----------------------------------|-------------------------------|---------------------------------|---|
| 1
Low Volt Start (0.5V) | 2
TEST before charge | 3
Temperature check | 4
Ultra LOW VOLT SAVE | 5
LOW VOLT SAVE / cell monitoring |
| 6
TEST - cell damage | 7
Cell-balancing CHARGE | 8
OPTIMIZE | 9
TEST after CHARGE | 10
OptiMate '365' maintenance |



CHARGING AMPS	9.5A Ampmatic
USE	INDOOR / OUTDOOR ❄️ t°min: -40°F / -40°C
SAVE	Low Volt start 0.5V (12V) + 3 Step low volt SAVE & TEST
IDEAL FOR	BMS Up to 120Ah
PART No.	EU TM-274 US TM-275 UK TM-276



12.8V 9.5A
16V 7.5A

Optimate Lithium Select, the fastest professional battery charger for the 12.8V/16V LiFePO₄ / LFP in your performance / race motorcycles, cars or craft. The ultimate Lithium charger for the track!

- Select 12.8V or 16V to match the specified charge voltage for your LiFePO₄ / LFP, then connect to battery and the charger does the rest.
- **Ampmatic** charge control adjusts current to match battery size - *small battery gets less, large battery gets more!*
- Most advanced Lithium save mode will save battery from as low as 0.5V - *Continues charging if healthy, stops and warns if faulty!*
- Pushbutton activated BMS wake up mode safely wakes battery out of sleep mode or low discharge.
- OptiMate Lithium 24-7 smart inter-active maintenance prevents discharge from connected circuitry & guarantees more battery power, longer battery life!
- Automatically charges, tests and maintains in any temperature – *voltage adjusted higher when colder, lower when hotter!*



WEATHERPROOF CASE with WALL MOUNTS
❄️ 'ARCTIC' CABLE

- | | | | | |
|-----------------------------------|-----------------------------------|-------------------------------|---------------------------------|---|
| 1
Low Volt Start (0.5V) | 2
TEST before charge | 3
Temperature check | 4
Ultra LOW VOLT SAVE | 5
LOW VOLT SAVE / cell monitoring |
| 6
TEST - cell damage | 7
Cell-balancing CHARGE | 8
OPTIMIZE | 9
TEST after CHARGE | 10
OptiMate '365' maintenance |



CHARGING AMPS	9.5A Ampmatic @ 12.8V / 7.5A Ampmatic @ 16V
SELECT CHARGE	12.8V / 16V
USE	INDOOR / OUTDOOR ❄️ t°min: -40°F / -40°C
SAVE	Low Volt start 0.5V (12.8V) + 3 Step low volt SAVE & TEST
IDEAL FOR	BMS Up to 120Ah
PART No.	EU TM-270 US TM-271

Optimate **LFP**
lithium **8s 5A**

25.6V 5A

Optimate Lithium 8s 5A, the professional battery charger for the 25.6V/26.4V LiFePO₄ / LFP in your light aircraft or medical equipment, with power support mode for diagnostics or software up-dating - *The ultimate solution for '24V' Lithium batteries!*

- Automatically and safely charge, test and maintain your 25.6V / 26.4V LiFePO₄ / LFP starter or deep cycle batteries as specified - SafeT adjusted charging below freezing. - *SafeT adjusted charging below freezing.*
- **Ampmatic** charge control for Lithium adjusts current to match battery size and condition - *Small battery gets less, large battery gets more.*
- Most advanced Lithium save mode will save battery from as low as 0.5V - *Continues charging if healthy, stops and warns if faulty!*
- Pushbutton activated BMS wake up mode safely wakes battery out of sleep mode or low discharge.
- OptiMate Lithium 24-7 smart inter-active maintenance prevents discharge from connected circuitry & guarantees more battery power, longer battery life!
- TUNE Mode delivers stable 13.6V power to support battery during re-flashing / reprogramming and troubleshooting.



WEATHERPROOF CASE
with WALL MOUNTS
❄️ 'ARCTIC' CABLE

- | | | | | |
|-----------------------------------|-----------------------------------|-------------------------------|---------------------------------|---|
| 1
Low Volt Start (0.5V) | 2
TEST before charge | 3
Temperature check | 4
Ultra LOW VOLT SAVE | 5
LOW VOLT SAVE / cell monitoring |
| 6
TEST - cell damage | 7
Cell-balancing CHARGE | 8
OPTIMIZE | 9
TEST after CHARGE | 10
OptiMate '365' maintenance |



CHARGING AMPS	5A Ampmatic @ 24V
SELECT CHARGE	24V
USE	INDOOR / OUTDOOR ❄️ t^{min}: -40°F / -40°C
SAVE	Low Volt start 0.5V (12V) + 3 Step low volt SAVE & TEST
IDEAL FOR	BMS LFP Up to 100Ah
PART No.	EU TM-280 US TM-281

OptiMATE 12V
DC → DC 12V 2A

12V 2A

OptiMate DC-DC 12V 2A, the ideal off-grid charger and maintainer for your 12V lead-acid or 12.8V LifePO₄ / LFP Lithium battery, that draws power from another 12V battery - No AC power required!

- Powered from a 12V - 16V DC source, including a 12V / 12.8V battery, 12V 50W DC power supply or 12V vehicle system.
- Automatically charge and maintain your 12V AGM, GEL or STD lead-acid battery or your 12.8V / 13.2V LiFePO₄ / LFP battery.
- The ideal jump charger for your dead flat battery that's down to as low as 2V - *Get's you going quickly.*
- The safe off-grid recovery choice for flat lithium batteries, includes BMS wake up pulse - *Safely brings Lithium back to full charge!*
- Protects source battery from total discharge; low power LED warning and low voltage shut-down.
- OptiMate off-grid 24-7 maintenance with sleep / monitor mode – *Prolonged 24-7 maintenance of your stored vehicle's battery!*



1 Low Volt Start (1V)	2 Pulse SAVE	3 Controlled CHARGE
4 OPTIMIZE	5 TEST after CHARGE	6 OptiMate '365' maintenance



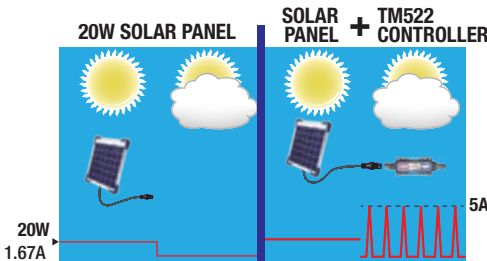
CHARGING AMPS	2A
USE	NDOOR / OUTDOOR ❄️ t°min: -40°F / -40°C
SAVE	Low Volt start 1V + Pulse recovery
IDEAL FOR	6 - 96Ah
PART No.	TM-500




OptiMate solar

12V

OptiMate Solar, the smartest sun powered 24-7 charger / maintainer for your motorcycle, ATV, SxS or personal water craft's 12V battery - charger by day, monitor by night!
Larger panels provide power for off-grid camping, RV vehicle adventures and more.

This page features the 20W panel, but see the next page for our complete lineup.




- 
CHARGING
 red light flashing
 yellow light ON
- 
MAINTAIN
 red light FLASHING
 green light ON
- 
MONITOR
 green light FLASHING
 every 3 seconds


TM-522-2 20W SOLAR PANEL INCLUDED:

- 20W Solar panel with weatherproof case
- Mounting hardware
- TM522 12V Charge Controller
- Cable Accessories

1  TEST solar volts	2  SAVE (from 1V)	3  CHARGE	4  OPTIMIZE	5  OptiMate Maintenance	6  MONITOR Battery Status
--	--	---	---	---	--



Included with each panel



Controller



Battery Lead



Battery Clips

MODEL	PRODUCT / CONTROLLER CODE	Panel Output Current	HEIGHT	WIDTH	DEPTH
OptiMATE Solar 10W panel	TM-522-1	0.83A max	324.4mm 12.8in	292.4mm 11.5in	28mm 1.1in
OptiMATE Solar 20W panel	TM-522-2	1.67A max	455.4mm 17.9in	362.4mm 14.3in	28mm 1.1in
OptiMATE Solar 40W panel	TM-523-4	3.34A max	685.8mm 27in	428.8mm 16.9in	34mm 1.34in
OptiMATE Solar 60W panel	TM-523-6	5.0A max	685.4mm 27in	652.4mm 26.7in	34mm 1.34in
OptiMATE Solar 80W panel	TM-523-8	6.67A max	777.4mm 30.6in	685.4mm 26.98in	34mm 1.34in



Optimate

accessories

Optimate

monitor

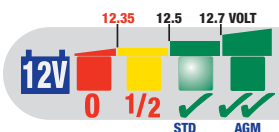
Battery status / charge system monitor for 12V lead-acid batteries and battery protection.

BLINK MODE (every 5 seconds)
Indicates battery charge level.

✓✓ Indication for high performance
(higher voltage) AGM.

ARROW MODE

Indicates ideal charging voltage
(engine running) ✓✓ 13.5V ✓✓ 14V+



SAE charge port

Optimate 124

LEAD-ACID



M6 1/4"
M8 5/16"

L = 60cm 24in

Optimate 128

LEAD-ACID



M8 5/16"

L = 100cm 40in

Optimate 124 JAR



M6 - M8
combo leads
M6 6mm : 1/4"
M8 8mm : 5/16"

Optimate 125

LEAD-ACID



L = 15cm 6in

Optimate 126

LEAD-ACID



SAE in & out

L = 15cm 6in

Storing your vehicle for an extended period and no access to AC supply?
Monitor the battery status, recharge before the battery dies!

127

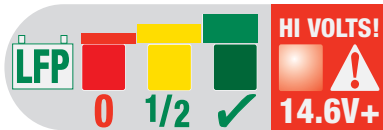


Battery status / Charge system for for 12.8 / 13.2V lithium batteries.

BLINK MODE (every 10 seconds)
Indicates battery charge level.

ARROW MODE Indicates ideal charging voltage (engine running).
14.2 - 14.5V

OVERCHARGE WARNING
14.6V and higher.



120



12V 6-LED diagnostic flashlight, SAE



Confirms if vehicle charging system is working or battery is charged & provides emergency roadside light.

Connects to vehicle battery via a fitted permanent battery lead or other 12V supply point. All LED monitors have a built-in SAE charge port.

- GREEN LED indicates: vehicle charge voltage is 14V or higher
- RED LED indicates: battery voltage is less than 12.3V.
- 6 bright LEDs provide bright light to fix a flat tire or light up hard to see places.

CHARGERS - Communicates with Apple devices for max. charge current availability. Protected against short circuit, overload and high voltage supply.

S 100



The portable & compact SAE to USB 2400mA charger for safe and fast charging of any USB device, including your phone, camera or GPS.

- Built in protection turns off USB charging & prevents your parked vehicle's battery from draining - Starts back up when vehicle engine fires up.
- Creates weatherproof seal against inserted USB cable, or 'rideproof' cap seals when not in use
- Worry free phone, camera or GPS charging in any weather!



S 106

The portable 3300mA dual USB charger that fits in your motorcycle, car, pick-up truck or boat's standard 12V socket - *Charges your phone and GPS or camera fast!*

- Charges 2 x USB devices with up to 3300mA current available to share, or charge 1 x USB-C device fast. Charge current adapts to connected device for safe recharging.
- Luminescent display - locate your USB port easily at night!



S 108



Monitors and displays parked vehicle's battery status - indicates battery is 'start ready' at the blink of an LED!



L = 200cm 80in

CABLES - Built in circuitry in mini / micro adapter cables confirm max. charge to other devices such as Garmin, HTC, Nokia, Samsung & Microsoft devices. Custom connector design seals on entry to charger or to USB cable.

108 KIT



Monitors and displays parked vehicle's battery status - indicates battery is 'start ready' at the blink of an LED!

- Kit includes 0-01 fused battery leads, SAE plugs with weatherproof sleeve, 0-108 USB charger/monitor with USB socket and weatherproof sleeve/cap.



L = 200cm 80in

105 BIKE Dual 90° 3300mA



- Dual 3300mA USB fast charger with vehicle battery protection.
- Auto off 1 hour after engine stopped or if battery voltage drops below 12.4V.



2x USB charge ports

with battery protection
BMW TRIUMPH

115 BIKE Dual 3300mA

- Dual 3300mA USB fast charger with vehicle battery protection.
- Auto off 1 hour after engine stopped or if battery voltage drops below 12.4V.



2x USB charge ports

with battery protection
TRIUMPH DUCATI MULTISTRADA BMW

110 USB SPLITTER



Split 2A into 2 x 1A limit per output.
Built in circuitry limits to 1A per output, guaranteeing each connected device receives suitable charge.



L = 30cm 12in

Charge two USB devices at the same time!

WEATHERPROOF BATTERY LEAD

Premium quick connect permanent battery lead with weather protected connection system and cable.

01

SAE ↔ M6/M8 L = 50cm 20in

15A

5A



-40°



01x4

01-JAR 20 x 01



M6 - M8 combo leads

M6 6mm : 1/4" ring fits best on smaller powersport battery posts



Ø M6 (1/4")



Ø M8 (5/16")

M8 8mm : 5/16" ring fits larger Side x Side, Auto and Marine battery terminals.



01-BOX 100 x 01

11

SAE ↔ M8/M10 L = 50cm 20in

15A

10A



-40°



11x4

M8 - M10 combo leads

5/16" / M8 ring
3/8" / M10 ring

Ø M8 (5/16")



Ø M10 (3/8")



21

DC2.5 SOCKET ↔ M6 1/4" L = 50cm 20in

15A

10A



-40°



Designed for heated apparel

AUTO PLUG

Auto plugs also fit OEM sockets on Harley-Davidson, KTM and Yamaha Super Tenere.

02

 **The ideal dual adapter, easily and quickly charge battery through DIN or auto socket**



- Fits both auto and bike sockets
- Trusted by OEM's Honda, Triumph, Suzuki and Yamaha.
- Inline 8A fuse protects against potential short circuits
- Secure locking clips - vibrations proof



12

 **The perfect adapter to quickly charge battery through an auto socket.**



- Fits your auto socket
- Includes In-line rubber seal for heavy duty SAE connector.



EXTENDERS

Premium extenders with weather protected in-line connection system.

03

SAE ↔ SAE L = 180cm 72in



Charger ≤ OptiMATE 6

13

SAE ↔ SAE L = 460cm 180in



Charger ≤ OptiMATE 6

23

SAE ↔ SAE L = 460cm 180in



Charger ≤ OptiMATE 7

Cold weather rated. Remains flexible below freezing.

33

SAE ↔ SAE L = 100cm 40in



Charger ≤ OptiMATE 6



Ideal for on-vehicle use in all normal and 'below freezing' temperatures. Cold weather rated. Remains flexible below freezing.

BATTERY CLIPS

Custom designed to fit square, flat and round posts with easy grip rubber handles.

SQUARE



FLAT



ROUND



04



L = 50cm 20in



14



L = 50cm 20in



*Fused custom
designed battery
clips to fit all
batteries*

Y-SPLITTER

Heavy duty SAE connector, fits all industry standard SAE connectors.

DC axial connector : Ø 5.5mm outer dia., Ø 2.5mm pin, typically used in heated apparel.

05

SAE ↔ SAE x2

L = 50cm 20in

15A x2



-40°

- Safe power splitting, includes weatherproof in-line seals.
- Create two fused charge outputs from one 12V battery charger to 2 separate batteries.



15

SAE ↔ SAE x2

L = 30cm 12in



-40°

- Safe power splitting, includes weatherproof in-line seals.
- Create two fused charge outputs from one 12V battery charger to 2 separate batteries.



35

SAE ↔ DC2.5
SOCKET

L = 30cm 12in



-40°

- Includes weatherproof in-line seals for every connector.
- Convert your battery lead to 2 x heated apparel outlets.



45

DC2.5 ↔ DC2.5
SOCKET P L U G

L = 30cm 12in



-40°

- Split your heated apparel outlet into two more outlets.



AUTO SOCKET

Socket barrel has internal locking slots to firmly hold a GPS or USB charger (with side leaf springs) in place.

06

L = 50cm 20in

AUTO ↔ SAE
socket



- Slots in socket locks & holds inserted plug.



SAE

26

L = 30cm 12in

AUTO ↔ SAE
socket



- Slots in socket locks & holds inserted plug.



SAE

16

L = 30cm 12in

AUTO ↔ BIKE
socket PLUG



- BIKE / DIN plug fits BMW, Victory, Triumph, selected Gold Wing motorcycles and John Deere ATVs.



BMW
TRIUMPH
DUCATI

36

L = 45cm 18in

AUTO ↔ BIKE
socket PLUG
x2



- 0-26 splitter and 0-19 BIKE plug combo.



BMW
TRIUMPH
DUCATI
x2

ADAPTERS – SAE TO KET


Adapt your motorcycle, car or battery charger to fit the OptiMate SAE connectors.

07

L = 15cm 6in



- Battery lead adapter for TM-71 (old TecMate battery lead) or Oxford, Datatool battery leads.



17

L = 15cm 6in



- Charger lead adapter for older TecMate or Oxford, Datatool battery chargers.



27

L = 15cm 6in



- SAE polarity adapter



ADAPTERS, SAE TO OTHER

Adapt your motorcycle, car or battery charger to fit the OptiMate SAE connectors.

e 37

L = 100cm 40in **OBD II to SAE adapter**



- Socket fits OBDII connector found in most cars. The matching 'in car' OBDII connector is typically located behind a removable panel in close proximity to the steering wheel. The battery connection is 'live' making it ideal to monitor the battery or provide very low current (< 1A) battery maintenance.
- Monitor battery charge level with O-125 or O-128 LED battery monitor.



e 47

L = 30cm 12in **Ducati (>2010) to SAE adapter**



- Fits under seat battery charger connector in motorcycle wiring loom.



ADAPTERS, SAE TO OTHER

Adapt your heated apparel, motorcycle, car or battery charger to fit the OptiMate SAE connectors.

57

L = 30cm 12in **MV Agusta to SAE adapter**

15A

3A



-40°

- Fits >2010 models' under seat battery charger connector in motorcycle wiring loom.



67 KIT

L = 15cm 6in

The complete adapter kit for SAE to DC2.5mm.

10A



-40°

- Convert your DC2.5mm connection to SAE for heated apparel
- Convert your SAE connection to DC2.5mm for heated apparel.
- Combine both to make SAE to SAE connection through small opening in hard or soft bags or just hard to reach places.



67M

67F



27

BIKE SOCKET

Matches sockets found on BMW, Triumph, Victory and some Honda Goldwing motorcycles as well as John Deere ATVs.

08

L = 100cm 40in



Standard socket with cables



08s



Standard socket



18

L = 100cm 40in



Metal socket with cables



18s



Metal socket, spring-loaded flip cap



BIKE PLUG

Fits sockets found on BMW, Triumph, Victory and some Honda Goldwing motorcycles as well as John Deere ATVs.

09



BIKE PLUG 90°
low profile

L = 120cm 48in **Charge extender**



BIKE PLUG 180°
replaces 'straight'
in 2015



19



With new
BIKE90 low
profile plug.

L = 15cm 6in

29

L = 100cm 40in



39



- The converter cable from DIN \varnothing 12mm BIKE socket into DC2,5 for heated apparel- 60cm/24in.

L = 60cm 24in



SAE PANEL MOUNTS

OptiMate Cable replacement Accessories
Custom designed hard and soft panel connectors

20

L = 30cm 12in

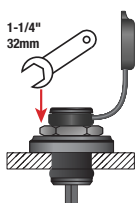
SAE ↔ SAE



-40°

Weatherproof SAE socket, panel mount 1" / 25mm

- Mounts from front, ideal for 'difficult to reach behind' bulkhead or panel. Minimum panel thickness: 3/16" / 5mm
- For thinner panels, can be mounted from rear (sealing cap, nut, PVC washer and dress washer is removable).



Drill 25mm / 1" hole. Mount socket from front. Rubber expands when M25 nut is tightened.



40

L = 100cm 40in

SAE ↔ SAE



-40°

- Mounts from front, fastens at back.
- Ø 18mm 23/32"
- Drop in replacement for the BMW, Triumph & Ducati 12V DIN / 'Hella' socket.



40s

L = 15cm 6in

SAE ↔ SAE



-40°



CUSTOM CABLES

OptiMate Cable replacement Accessories
Custom designed hard and soft panel connectors

30

L = 30cm 12in



Tank bag & hard case power entry

- Ideal for tankbags delivered with 'cross-hair' power entry such as Wunderlich Elephant, Hepco & Becker, SW Motech, Touratech & Nelson-Rigg.

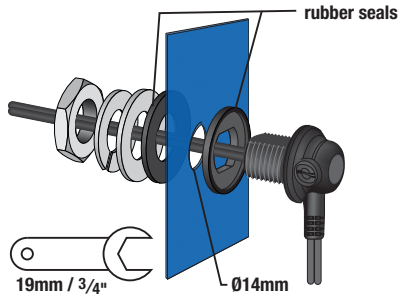


DC2.5 to SAE adapter
included



Wunderlich
Elephant

Round
'cross-hair'
power entry




INSTRUMENTS TO TEST YOUR SYSTEM

Diagnose your battery & charging system

TS-121 *Cranking power & alternator tester*

Analyze battery and charging system in 3 steps!

- 1) Check battery charge level.
- 2) Record lowest start volts (displayed for 20 seconds).
- 3) Verify vehicle system charging voltage is in range for lead-acid and not overcharging LiFePO₄ batteries.

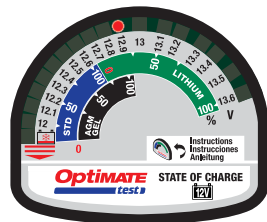


TS-127 *State of charge battery tester*

Battery tester for all Lead-acid and LiFePO₄ / LFP Lithium batteries.

State of charge result in VOLTS & %. Easy to use!

Connect clips to the battery and read the result.



TS-130 *State of charge battery tester*

Tests engine start batteries. Results in Volts and %. Tests vehicle charge system.

Easy to use! Connect clips to the battery and read the result. The OptiMATE battery tester's microprocessor circuit draws very low power from the battery itself to determine and display status. Easy to follow instructions are adhered to the rear panel of the tester.



OptiMATE ware

Ask your Rep about all promotional material OptiMate has to offer.

OptiMate Metal Floor Display
Display HOOKS
360° DISPLAY

TA-802

TA-802-H



Kick Stand Puck TS-251
TS-251 x10




Charger Hanging HOOK TS-252
TS-252 x10



OptiMate Grey T-Shirt TA-200



OptiMate Lithium Counter Mat TA-615



OptiMate Metal Sign TA-850

Includes pegboard & slatboard fasteners



OptiMate Key Chain TA-730



OptiMate Hang Tag TA-000



tecMATE

PRO DEALER

CarbMATE

Carburetor / Fuel injection throttle
body Synchronizer

TS-110



CarbMATE, the cost-effective electronic replacement for mercury sticks, with the advantage of solid state electronic measurement that don't break if you drop it.

CarbMATE displays the difference in vacuum intake settings of two separate carburetors (or fuel injection throttle valves) on the same engine very precisely on a single transverse "East-West" 9 fixed resolution LED display. A single green LED at the dead-centre "happy face" mark indicates that the compared manifold vacuums are equal to within the selected resolution.

KEY FEATURES:

Adjustable resolution accuracy of 2 – 0.5cmHg, 0.5cmHg as recommended by motorcycle and outboard marine OEs.

Industrial / medical grade MOTOROLA pressure transducer.

Approved as a recommended tool by Rotax aviation's official club ROAN. Special ROTAX kits are available.

CYLINDERS	2 (4 possible with 2 – 4 cylinder adapter)
METHOD	Compare and display on a single display the difference in pressure between two carburetor / fuel injection manifolds.
DISPLAY RESOLUTION	1 display of 9x hi-bright LEDs, adjustable down to 0.5cmHg resolution
ADJUST	<ul style="list-style-type: none">• RANGE : 2 – 0.5cmHg resolution• ZERO : center the displayed value before synchronizing
POWER	12V DC (11 – 15Vdc), power can be drawn from vehicle battery.
STYLE / INCLUDED	ABS instrument case with durable polycarbonate labels, fuel & oil resistant rubber hoses, DC supply socket with a 6 1/2ft / 200cm power lead ending in battery clips, instructions for use (on instrument and included).
OPTIONS	Protective rubber holster, 2 to 4 cylinder adapter (requires protective holster), power cable extender and adapter options, M5 and M6 manifold adapters, T – vacuum splitter for fuel switch, nylon carry case, ROTAX adapters, Rotax kits.

VacuumMATE
All Weather

Carburetor / Fuel injection throttle valve Synchronizer, RPM & valve diagnostics, battery powered

TS-72



VacuumMate Allweather is the industry standard for fast & accurate synchronizing of up to 4 x carburetor / fuel injection throttle valves on 2 and 4-stroke engines.

VacuumMate displays the individual manifold pressure of 4 separate carburetors (or fuel injection throttle bodies) on four vertically arranged bright LED bars (40 LEDs per bar) visible in sunlight. making it ideal even for on-board marine & external use.

Two models are available:

VacuumMate Allweather ME (marine) with rechargeable NiMH battery, featured on this page.

VacuumMate Allweather WS (workshop), featured on page 5.

KEY FEATURES:

Fixed resolution accuracy of 0.5cmHg as recommended by motorcycle and outboard marine OEs.

A built in tachometer displays engine speed in RPM (from pressure pulses, no additional pick-up required).

DYNAMIC mode to troubleshoot poor engine synchronizing; displays valve sealing differences.

4x industrial / medical grade MOTOROLA pressure transducers.

Approved as a recommended tool by Mercury, Honda, Yamaha.

CYLINDERS	4 (6 possible with 4 – 6 cylinder adapter)
METHOD	Compare and display individual pressures of 4 carburetor / fuel injection manifolds.
DISPLAY RESOLUTION	4x display of 40x hi-bright LEDs, fixed 0.5cmHg resolution.
SELECT / ADJUST	<ul style="list-style-type: none"> • SYNC : 5 – 25cmHg, 20 – 40cmHg, 35 – 55cmHg ranges. • RPM : 500 - 2500rpm range, 2 / 4 stroke selector. • DYNAMIC mode for troubleshooting valve seating.
POWER	7.2V NiMH battery with 6 hour autonomy, recharged from 12V DC (11 – 15Vdc), power can also be drawn from vehicle battery.
STYLE / INCLUDED	Shock resistant & water resistant composite molded polyurethane & polycarbonate casing with durable polycarbonate labels and rubber sealed and protected switches, fuel & oil resistant rubber hoses, DC supply socket with a 6 1/2ft / 200cm power lead ending in battery clips, 4 x M5 flexi-rigid adapters, 4 x M6 flexi-rigid adapters, fuel switch T-piece, nylon carry case, instructions for use.
OPTIONS	4 to 6 cylinder adapter.

IgnitionMATE

Ignition system trouble shooting tool, compare two different signals on 1 cylinder

TS-91

The compact dual-display peak-voltage ignition tester that makes trouble-shooting all types of spark ignition systems easier, surer, quicker.

Ignition signals are fast, high voltage, pulses of energy that can damage even a good digital multimeter whereas the IgnitionMATE has been specially designed to measure and dynamically display both primary and secondary ignition signals on bright LED bargraph displays.

KEY FEATURES:

The application of this versatile tool is based on two basic points:

Different types of ignition systems (AC-CDI, DC-CDI, transistor, magneto, coil & 'points') have the same basic components with signals measured being generally similar in nature and magnitude.

No disassembling of ignition components are required. (This avoids accidentally introducing, or correcting, poor contacts in the system, which may further confuse and delay resolution of the unidentified problems.)

Two signals from the same cylinder can be compared simultaneously, including:

Secondary high tension / peak volts – 10, 20, 40 kV scales – use the caliper to measure high voltage between the ignition coil and the sparkplug.

SPARK current – measure the consistency of the high voltage spark current signal and find / see misfires.

Primary low tension / peak volts – 10, 40 or 400Vpk scales – use the RED & BLACK silicon tester cables to measure primary signals between the ICU and the power supply (battery or charge coil), timing pick-up (pulse coil or hall sensor), ignition coil and switches (key, emergency stop, footstand, throttle).

The power-sports vehicle industry's most recommended problem-solving ignition trouble-shooting tool.



CYLINDERS	1 (two signals)
METHOD	Compare and display two different signals on the same cylinder.
DISPLAY RESOLUTION	2x display of 40 x hi-bright LEDs.
SELECT / ADJUST	<p>Left display : Select between 20kV and SPARK. Adjust SPARK sensitivity.</p> <p>Right display : Select primary voltage 10, 40 or 400Vpk. Select secondary voltage 10, 20 or 40kV.</p> <p>Polarity of kV voltage : single output coils have negative signals and dual output coils have negative and positive signals.</p> <p>POWER ON/OFF including 'auto off' if no signal is measured.</p>
POWER	7.2V NiMH rechargeable battery provides 6 hours autonomy, external supply of 12V DC (11 – 15Vdc).
STYLE / INCLUDED	The standard kit includes the instrument with rugged rubberized protective and mounting holster, combination spark cable caliper pick-up with silicon lead, stick-coil adapter, silicon test lead set with insulated crocodile clips and Probulator back probes, 12VDC 6 ½ ft / 200cm power lead, instruction manual & quick reference guide all packed in a custom carry case.

Optimate PRO-S
ampmatic

Professional battery saving charger
for power sport & small engine
12V batteries

TS-171






The OEM recommended battery care center for correct activation of NEW batteries and recovery, charge and testing of neglected sulphated / low-voltage batteries.

KEY FEATURES:

NEW mode – 1 hour activation charge only for new batteries that have received acid just prior to charging, such as STD flooded batteries with removable filler caps and AGM-MF ‘dry-charged’ batteries that are delivered with a separate custom acid pack.

2A/4A mode – 12 hour max. charge mode for diagnoses, recovery, charging, testing of low volt sulphated batteries. Suitable for recharge of all batteries including factory activated sealed AGM batteries (e.g. Yuasa YTZ, GYZ) prior to sale.

CHARGING AMPS	4A maximum, Ampmatic control. (2A max. when 2A is selected).
USE	Indoor / workshop environment (lowest temperature: -20F° / -20°C).
SAVE	Low Volt Start of 1.8V + 2-step desulphation recovery.
IDEAL FOR	   2 – 40Ah
INPUT	Selectable 110-120VAC / 220-240VAC 50-60Hz, with ON/OFF power switch and replaceable fuse protection.
STYLE	Vented industrial case with wall mounts, 6ft / 180cm AC supply lead and 6ft / 180cm charge lead ending in SAE connector. 1 x standard battery clip set included.

Optimate PRO-4
ampmatic

Professional 4-bank battery saving charger for power sport & small engine 12V batteries

TS-53






The OEM recommended 4-bank battery care center for correct activation of NEW batteries and recovery, charge and testing of neglected sulphated / low-voltage batteries.

KEY FEATURES:

NEW mode – 1 hour activation charge only for new batteries that have received acid just prior to charging, such as STD flooded batteries with removable filler caps and AGM-MF ‘dry-charged’ batteries that are delivered with a separate custom acid pack.

2A/4A mode – 12 hour max. charge mode for diagnoses, recovery, charging, testing of low volt sulphated batteries. Suitable for recharge of all batteries including factory activated sealed AGM batteries (e.g. Yuasa YTZ, GYZ) prior to sale.

BANKS / CHARGING STATIONS	4 (each bank operates independently).
CHARGING AMPS (PER BANK)	4A maximum, Ampmatic control. (2A max. when 2A is selected).
USE	Indoor / workshop environment (lowest temperature: -20F° / -20°C).
SAVE	Low Volt Start of 1.8V + 2-step desulphation recovery.
IDEAL FOR	   2 – 40Ah
INPUT	Selectable 110-120VAC / 220-240VAC 50-60Hz, with ON/OFF power switch and replaceable fuse protection.
STYLE	Vented industrial table top case with wall mount option (TS-218), 6ft / 180cm AC supply lead and 4 x 6ft / 180cm charge lead ending in SAE connector. 4 x standard battery clip sets included.

Optimate PRO-8

Professional 8-bank battery saving charger for power sport & small engine 6V & 12V batteries

TS-45




The OEM recommended 8-bank battery care center for recovery, charging and testing of all 6V and 12V batteries, including neglected sulphated / low-voltage batteries.

KEY FEATURES:

Selectable charge voltage – Select battery voltage of 6V or 12V for each bank.

Fully automatic – Once voltage selection has been made, no further battery knowledge required! Connect up to 8 x 6 and 12V batteries and let the charger do the rest

BANKS / CHARGING STATIONS	8 (each bank operates independently).
CHARGING AMPS (PER BANK)	1A
USE	Indoor / workshop environment (lowest temperature: -20F° / -20°C).
SAVE	Low Volt Start of 1.8V + 1-step desulphation recovery.
IDEAL FOR	 6V or 12V batteries from 2Ah.
INPUT	Selectable 110-120VAC / 220-240VAC 50-60Hz, with ON/OFF power switch and replaceable fuse protection.
STYLE	Vented industrial table top case with wall mount option (TS-218), 6ft / 180cm AC supply lead and 8 x 6ft / 180cm charge lead ending in SAE connector. 8 x standard battery clip sets included.

BatterymATE
150-9

Selectable load-tester, NEW battery activator, power desulphator & charger for neglected batteries.



TS-02

The power sport OEM recommended load tester, power desulphator, charger for all types of 12V lead-acid batteries. BatteryMate has been saving batteries for 25 years!

KEY FEATURES:

Quick new battery activation – Automatically tests battery cranking amps up to 330CCA. 3 second test simulates normal engine cranking / start, 15 second test checks battery health.




True load tester selectable from 15A to 150A – Automatically tests battery cranking amps up to 330CCA. 3 second test simulates normal engine cranking / start, 15 second test checks battery health.

Powersport specific charging algorithm – 4 step charging method recovers any 12V battery. MF mode allows up to 16.9V for 'dry-charged' AGM batteries.

Temperature regulated charging – Charge voltage is adjusted according to ambient temperature. (-4mV/°C/cell above/below 68°F/20°C).

Accurate voltage sensing – Charge leads have integrated voltage sense wires for exact voltage measurement at the battery.

Easy to use – 6-position combination selector allows selection of correct test and charge current for connected battery. TEST and then select max. charge time according to result, press CHARGE button. Program completes charging automatically and then tests the battery.

CHARGING AMPS	9A maximum; 1, 2, 3, 5, 7, 9 amp selection.
TESTING AMPS	150A maximum; 15, 35, 50, 70, 100, 150 Amp selection.
USE	Indoor / workshop environment (lowest temperature: -F° / -20°C).
SAVE	Low Volt Start of 1V + high power desulphation recovery.
IDEAL FOR	   12V batteries from 2 - 40Ah.
INPUT	Selectable 110-120VAC / 220-240VAC 50-60Hz, with ON/OFF power switch and replaceable fuse protection.
STYLE	Vented industrial table top case with wall mount option (TS-218), 6ft / 180cm AC supply lead and 1 pair high current 6ft / 180cm charge leads ending in heavy-duty battery clamps.



OPTIMATE IS THE PREMIUM BRAND of TecMate (International) S.A. Our products are used worldwide and we continue expanding around the globe. We were established in 1994 in Belgium (Europe), with offices in North America and South Africa.

Currently, we create high performance battery chargers, battery testers, diagnostic tools, tuning tools, engine trouble shooting tools, battery accessories, battery cables and solar panel kits that are used in the power sports, marine, automotive, light air craft, and the industrial equipment industry.

All products in this catalog have been designed and fully engineered by TecMate.