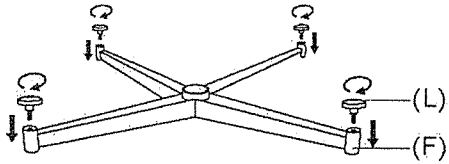
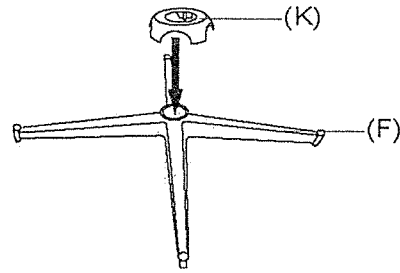


ASSEMBLY INSTRUCTION

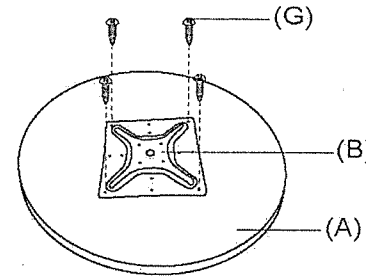
STEP1



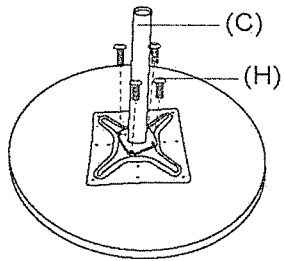
STEP2



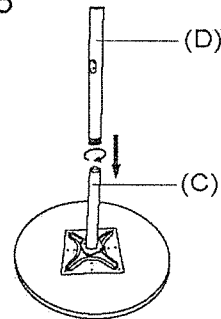
STEP3



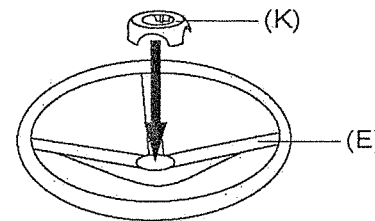
STEP4



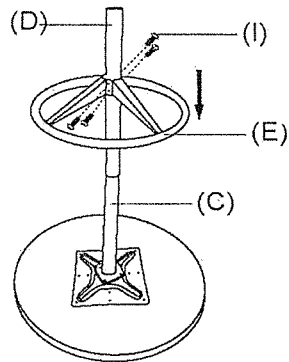
STEP5



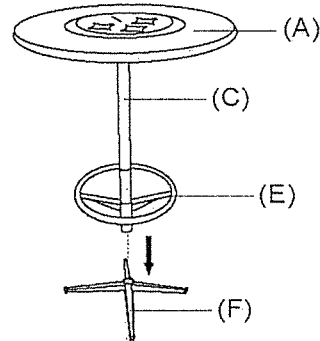
STEP6



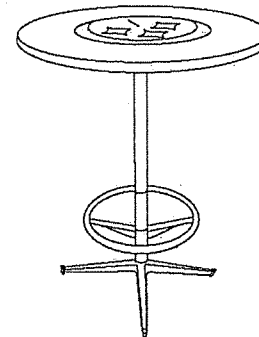
STEP7



STEP8



STEP9



No.	PARTS	QTY
A		1pc
B		1pc
C		1pc
D		1pc
E		1pc
F		1pc
G	 5mmx20mm	4pcs
H	 8mmx18mm	4pcs
I	 6mmx20mm	4pcs
J		1pc
K		2pcs
L		4pcs

