

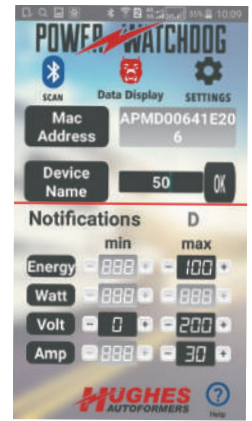
USER GUIDE

1

Download the app on your mobile device (App Store or Google Play) by searching Power Watchdog

5

Add a name for the product and set the values to get notified. Tap on OK to save.



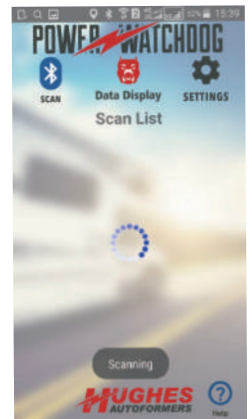
2

Plug the unit to Shore Power and check the LED's. Make sure all three top LED's are Green, otherwise you have a power line issue. Talk to your park Manager.




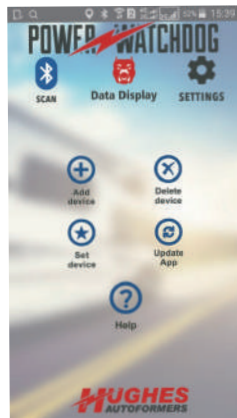
6

Tap on  and select your device name. Tap on "Connect".





3

Open the app (make sure your Bluetooth is ON) and tap on . Tap on "Allow", so the app can use your camera to Scan the Barcode.



7

Your device is set and by tapping on  you can monitor your Power.



4

Scan the QR code on the side of the product to sync the app and your product.



I'm watching it!!

