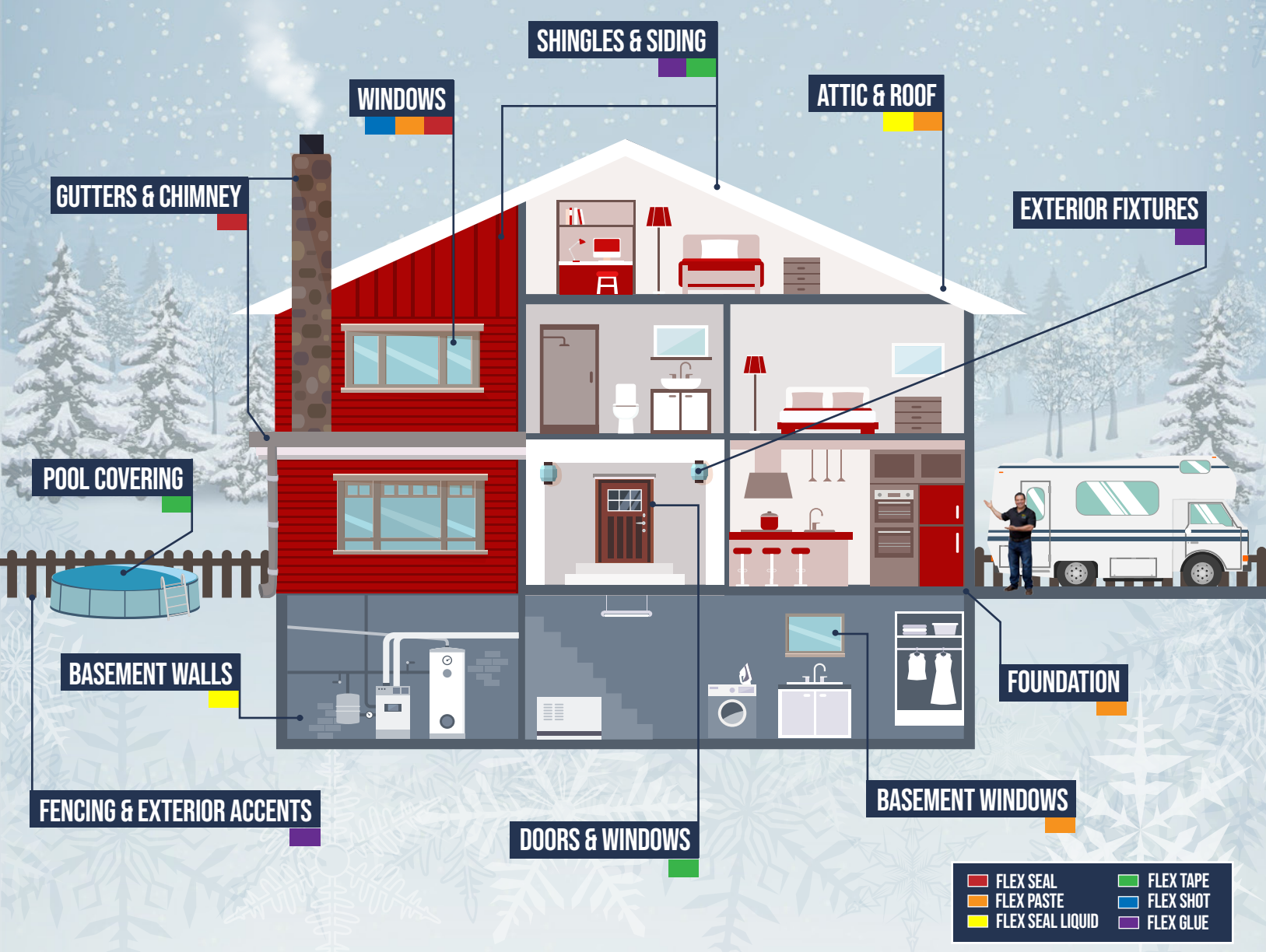




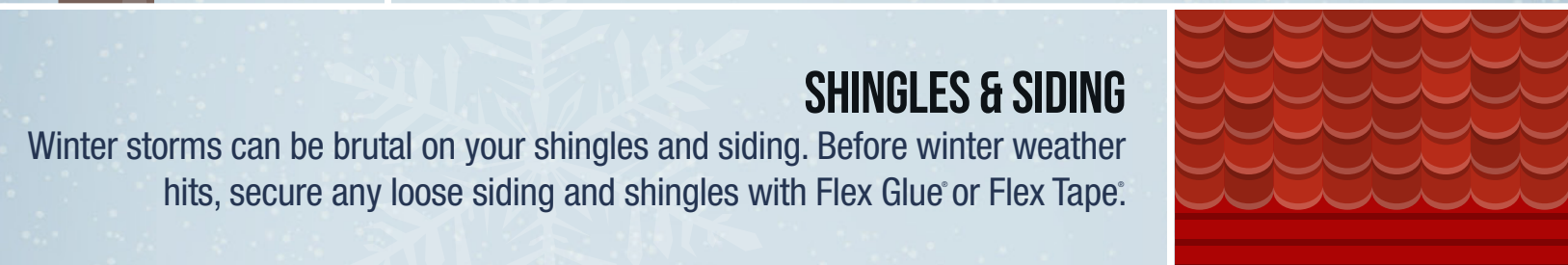
# PREPARE AND PROTECT YOUR HOME THIS WINTER

Keep your costs down and your home cozy & warm during the frigid days ahead with the Flex Seal Family of Products. This Flex Seal Winter Guide shows you the vulnerable areas of your home and how the Flex Seal Family of Products can help improve your Winter preparedness.



## GUTTERS & CHIMNEY

Clogged gutters can lead to flooding. Clear your gutters of debris and use Flex Seal Spray to protect and repair. Spray around the base of your chimney to create a watertight seal. Can be used for roof penetrations in emergencies.



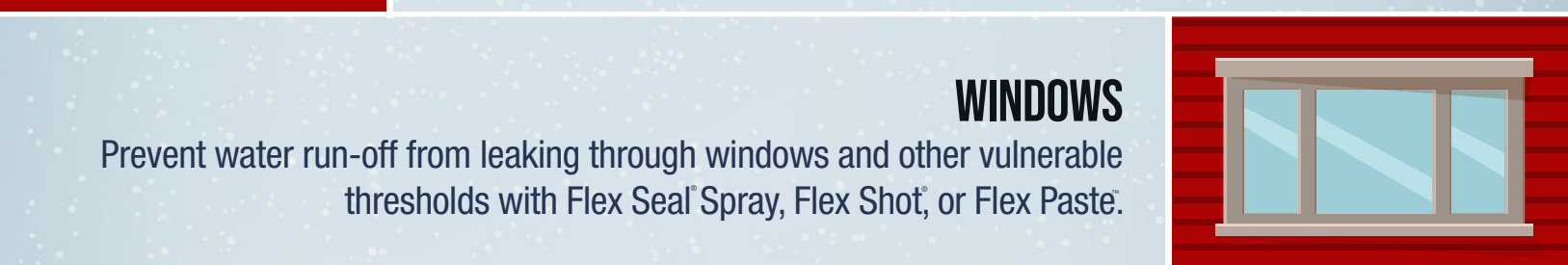
## SHINGLES & SIDING

Winter storms can be brutal on your shingles and siding. Before winter weather hits, secure any loose siding and shingles with Flex Glue or Flex Tape.




## ATTIC & ROOF

Fallen trees and other objects can cause large holes. Repair using a dry wall patch or heavy screen, then cover with Flex Seal Liquid or Flex Paste for a watertight seal.



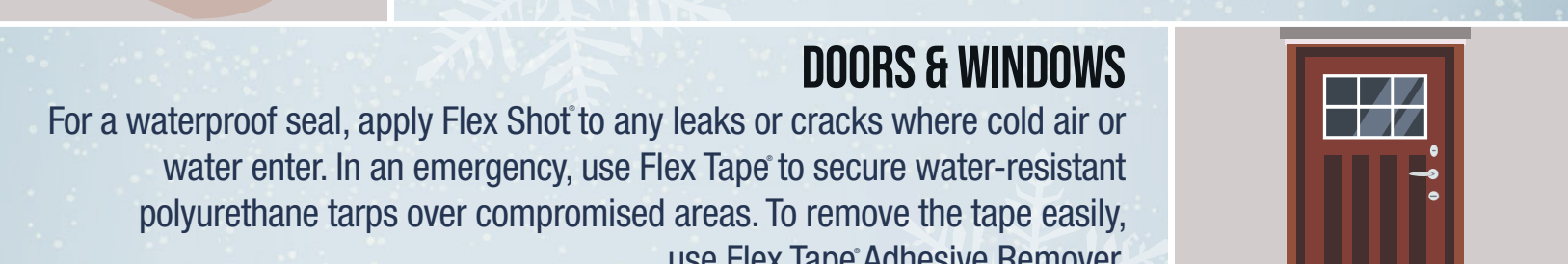
## WINDOWS

Prevent water run-off from leaking through windows and other vulnerable thresholds with Flex Seal Spray, Flex Shot, or Flex Paste.




## EXTERIOR FIXTURES

Severe winter winds can cause rock walls, light fixtures, tiles, and other exterior objects to come loose. For a strong, effortless fix use Flex Glue to secure fixtures back in place.



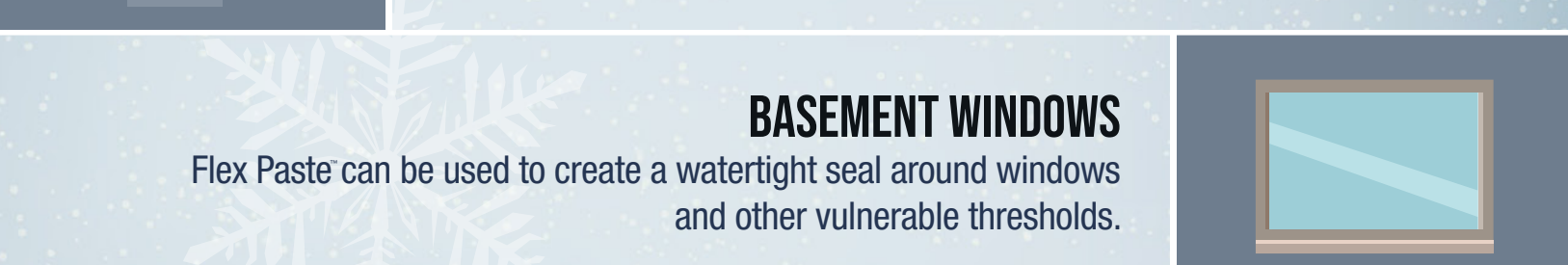
## DOORS & WINDOWS

For a waterproof seal, apply Flex Shot to any leaks or cracks where cold air or water enter. In an emergency, use Flex Tape to secure water-resistant polyurethane tarps over compromised areas. To remove the tape easily, use Flex Tape Adhesive Remover.




## BASEMENT WALLS

Protect your basement walls from severe flood damage by covering them with Flex Seal Liquid. This helps create a watertight barrier to prevent water leaking in through cracks.



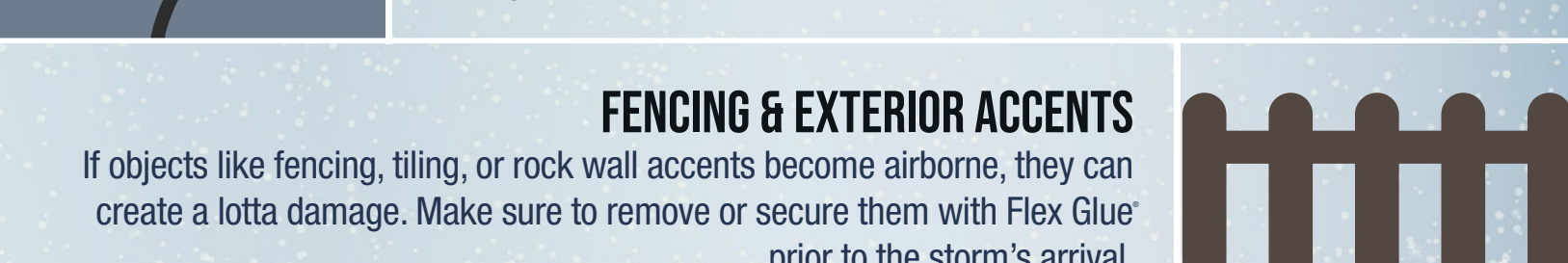
## BASEMENT WINDOWS

Flex Paste can be used to create a watertight seal around windows and other vulnerable thresholds.



## FOUNDATION

Severe weather can cause cracks in your home's foundation. Fill any large gaps, cracks, and holes to prevent expensive water damage. Remember to allow enough time for the Flex Paste to cure.



## FENCING & EXTERIOR ACCENTS

If objects like fencing, tiling, or rock wall accents become airborne, they can create a lotta damage. Make sure to remove or secure them with Flex Glue prior to the storm's arrival.



## POOL COVERING

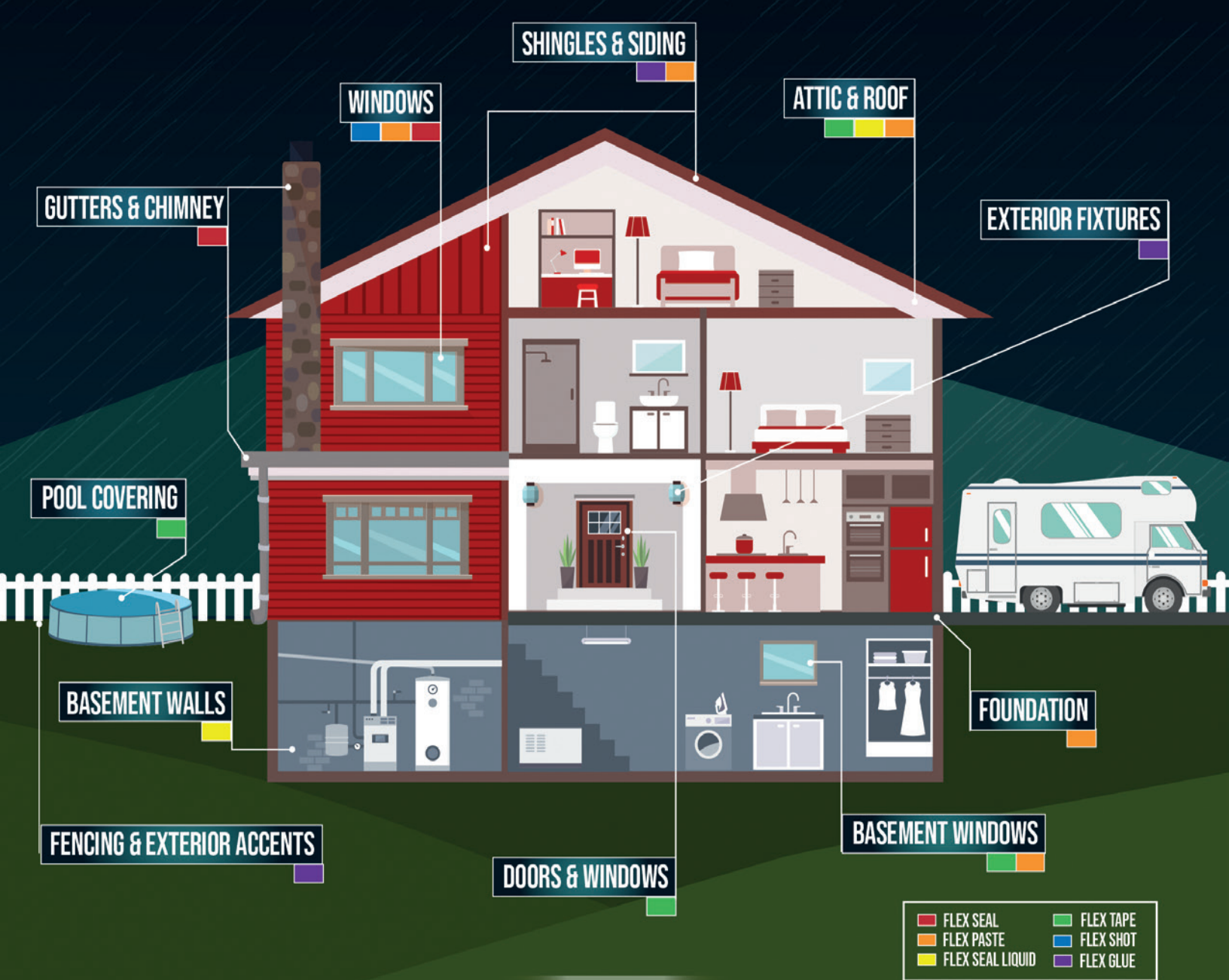
Use Flex Tape to secure pool coverings for the winter to make sure they don't blow away in high winds.





# PREPARE AND PROTECT YOUR HOME THIS STORM SEASON

Stay safe this storm season. Proper storm preparation can mean less costly repairs after. This Flex Seal Storm Guide shows you the vulnerable areas of your home and how the Flex Seal Family of Products can help protect and repair before, during and after storms.




*"If you fail to plan, you plan to fail. There are incredible products like Flex Seal out there to help you get ready for a storm or help repair after."*  
 - Nick Smith, Storm Chaser (Oklahoma City, OK)



## GUTTERS & CHIMNEY

Clogged gutters lead to flooding. Clear gutters of debris and use Flex Seal Spray to protect and repair. Spray around the base of your chimney to create a watertight seal. Can be used for roof penetrations in emergencies.

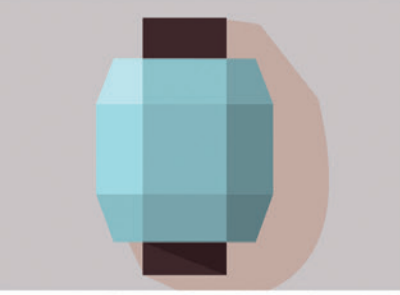
**SHINGLES & SIDING**  
 Flying debris is dangerous. Don't let your shingles or siding become a source of damage. Before the storm make sure you secure any loose siding and shingles with either Flex Glue or Flex Tape.



## ATTIC & ROOF

Flex Seal Liquid can be used to prep your roof to seal cracks and gaps. Fallen trees and other objects can cause large holes. Repair holes up to 3 inches using a dry wall mesh, then cover with Flex Seal Liquid or Flex Paste for a watertight patch.

**WINDOWS**  
 Prevent water from leaking through windows and other vulnerable thresholds with Flex Seal Spray, Flex Shot, or Flex Paste.



## EXTERIOR FIXTURES

Secure loose outdoor fixtures with Flex Glue to prevent loss or damage from high winds.

**DOORS & WINDOWS**  
 During an emergency, Flex Tape can be used to secure heavy duty, water-resistant, polyurethane tarps over compromised doors & windows. After the storm, use Flex Tape adhesive remover to remove any residue.



## BASEMENT WALLS

Protect your basement walls from severe flood damage by coating them with Flex Seal Liquid. This helps to prevent water leaking in through cracks, gaps, or holes.

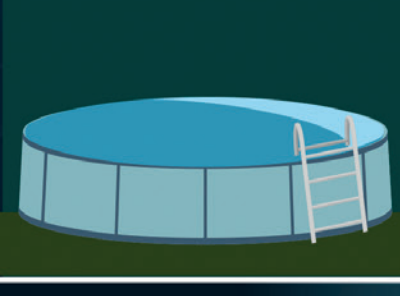
**BASEMENT WINDOWS**  
 Use Flex Paste to create a watertight seal around windows or other vulnerable thresholds. Use Flex Tape to secure heavy duty, water-resistant, polyurethane tarps over window wells.



## FOUNDATION

Fill large gaps, cracks, and holes in your foundation with Flex Paste prior to the storm to help prevent expensive water damage. Remember to allow enough time for the Flex Paste to cure before the storm arrives.

**FENCING & EXTERIOR ACCENTS**  
 If objects like fencing, tiling, or rock wall accents become airborne, they can create a lotta damage. Make sure to remove or secure them with Flex Glue prior to the storm's arrival.



## POOL COVERING

Secure pool coverings with Flex Tape to make sure they don't blow away during high winds.