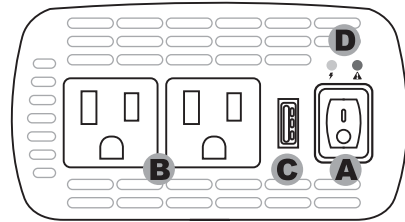


# DURACELL® 400 Watt / 800 Watt High Power Inverters

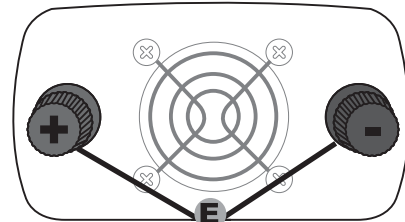
## User Guide

### Product Details



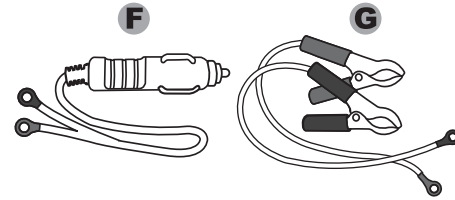
FRONT PANEL

- A. On/Off switch
- B. Dual 3-prong 115V AC outlets
- C. 2.1 Amp USB port
- D. LED status (power / fault) lights



BACK PANEL

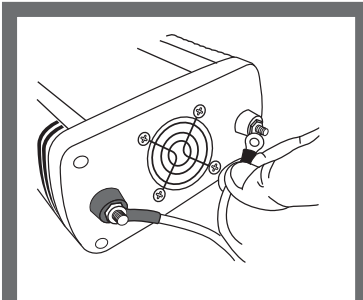
- E. Threaded positive (+) / negative (-) terminal connectors



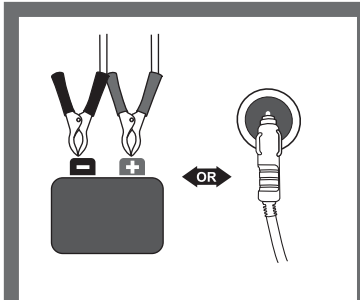
- F. Cigarette lighter connector for applications under 175 Watts
- G. Positive (+) / negative (-) battery clamps for applications over 175 Watts

### Getting Started

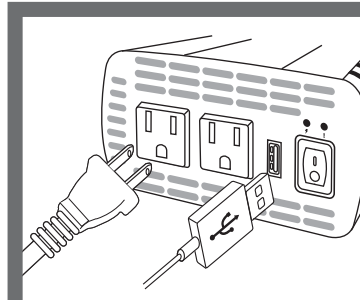
- ⚠ BEFORE YOU START:** See Safety information in the Safety, Warranty and Support section. Failure to follow these instructions can damage the unit and could also result in personal injury. Sealed Lead Acid batteries have many hazards like high current, gases and acids. Please exercise caution. To avoid excess battery drain, turn the inverter OFF / disconnect after use.



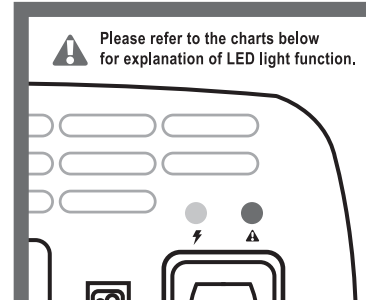
- 1 Remove the caps from the threaded terminals. Fit the ring ends of your desired connector over the terminals and replace the terminal caps. \*



- 2 Connect the clamps to your battery, or insert the cigarette lighter plug into your car's 12V DC outlet. \*



- 3 Plug in your AC / USB devices.



- 4 Turn the inverter ON. The LED display will light up to show the operation status.

- \* **⚠ WARNING:** Reverse input will blow the internal fuse and permanently disable the unit.

### Product Specifications

Output Specifications	400W	800W
Continuous power (Watts)	320	800
5 Minute max output power (Watts)	400	800
Surgepower (Watts)	640	1600
Output wave form	Modified sine wave	Modified sine wave
No-load power draw	<0.50 A DC	<0.50 A DC
Nominal output voltage	115V AC	115V AC
USB	5V DC, 2.1A	5V DC, 2.1A

Protection And Alarms	400W	800W
Low battery alarm	N/A	10.5V DC (beeping sound)
Low battery shutdown	10V DC	10V DC
High battery voltage shutdown	15.5V DC	16V DC
Fuse (internal, non-user replaceable)	25A x 2 (max)	35A x 3 (max)
Over-temperature protection	60°C case / 90°C heat sink	60°C case / 90°C heat sink
Cooling fan	Yes, auto-operational	Yes, auto-operational
Overload and short circuit protection	Yes	Yes

Dimensions And Weight	400W	800W
Dimensions (inches / cm)	6.4 x 5.0 x 2.8 / 16.2 x 12.8 x 7.0	8.7 x 4.9 x 2.8 / 22.1 x 12.5 x 7.0
Weight (lbs / kg)	1.3 / 0.6	2.1 / .96

### Safety Information

This section contains important safety information. Before using the inverter, READ ALL instructions and cautionary markings on or provided with the inverter, and all appropriate sections of this guide. The inverter contains no user-serviceable parts.

- ⚠ WARNING: FIRE AND/OR CHEMICAL BURN HAZARD**  
Do not cover or obstruct any air vent openings and/or install in a zero-clearance compartment.
- ⚠ WARNING: FAILURE TO FOLLOW THESE INSTRUCTIONS CAN RESULT IN DEATH OR SERIOUS INJURY**
  - Use and store the inverter in an indoor area away from direct sunlight, heat, moisture or conductive contaminants.
  - During use, allow a minimum of three inches of space around the inverter for optimal ventilation.
  - When working with electrical equipment or lead acid batteries, have someone nearby in case of an emergency.
  - Study and follow all the battery manufacturer's specific precautions when installing, using and servicing the battery connected to the inverter.
  - Wear eye protection and gloves.
  - Avoid touching your eyes while using this unit.
  - Keep fresh water and soap on hand in the event battery acid comes in contact with eyes. If this occurs, cleanse right away with soap and water for a minimum of 15 minutes and seek medical attention.

- Use precautions by not smoking or having an open spark or fire near battery installations. Batteries contain flammable materials.
- Keep unit away from moist or damp areas.
- Avoid dropping any metal tool or object on the battery. Doing so could create a spark or short circuit which goes through the battery or another electrical tool that may create an explosion.

- ⚠ WARNING: Shock Hazard. Keep away from children!**  
Avoid moisture. Never expose unit to snow, water etc. Unit provides 115 VAC, treat the output socket the same as regular wall AC sockets at home.
- ⚠ WARNING: Explosion hazard!**  
DO NOT use the inverter in the vicinity of flammable fumes or gases (such as propane tanks or large engines). AVOID covering the ventilation openings. Always operate unit in an open area.
- ⚠ WARNING: Medical equipment!**  
This product is NOT tested, designed nor intended to be used with life support systems or any other medical device.

400 Watt Inverter		800 Watt Inverter	
<b>Solid green:</b>	Power ON	<b>Solid green:</b>	Power ON
<b>No LED lights lit up:</b>	Short circuit	<b>Solid green, with alarm:</b>	Low voltage alarm (power source has low voltage)
<b>Blinking green:</b>	Overload protection	<b>Solid red/green, with alarm:</b>	High / low voltage protection, overload protection, over-temperature protection
<b>Solid red:</b>	High / low voltage, over-temperature protection	<b>Red blinking, solid green, with alarm:</b>	Short-circuit

#### Operation and use

The inverter converts 12 VDC to 115 VAC with a modified sine wave. The modified sine wave output is suitable for most devices, but may not work with some devices that require a pure sine wave.

Make sure that the total power consumption of the connected devices is less than the rating of the inverter. Although the inverter can provide high surge power up to two times the rated output power, some appliances may still trigger the inverter's protection system.

#### WARNING

Pursuant to California Proposition 65: This product contains chemical(s) known to the State of California to cause cancer, birth defects, or other reproductive harm.

Discover other RV converters and inverters on our website.