



diamond

2017 RV Product Line



Tomorrow's Technology Today



NEW from Diamond for 2016

65101



2 Utility LED Strips Kit


State of the art LED utility light strip provides an incredible 700 lumen of light output per strip. Great for replacing 12-15-inch fluorescent bulbs or adding additional light in any area. Direct wire 12v system comes with mounting brackets, screws, and 3M adhesive backing for easy installation. Quick connect plugs allow both strips to be connected on one power source. Built-in surge protection and RF suppressors. Must be directly wired to power source and not connected to ballast. Saves 40% power draw. 550 Kelvin. Daylight white. 700 lumen per strip - total light 1400 lumen.



Exclusively
Kaper II
Products



65201



65101 - 2-10" Strips

65201 - 2-15" Strips

52733



LED Porch Lights - NEW Black Housings

52733 - Eurostyle Porch Light - 27 diode

Surface mount application with ABS lens and black ABS plastic housing. Weatherproof. 9-3/4" x 3-3/8" 5500 Kelvin, daylight white.

52728



Surface Mount Standard Porch or Utility Light

175 lumens of bright white light. In switch and no switch options with a clear lens. 2 wire. 6" x 3.5" x 2".

52729

52728 - Black housing, clear lens with on/off switch

52729 - Black housing, clear lens with no switch

65208



Cost Effective LED Round Lights - 9 diode

3-inch round lights, white housing. Great for replacement or upgrade to LED Lighting. 5500 Kelvin, daylight white, approx. 29 Lumen.

65209

65209 - 3" with on/off switch

65208 - 3" with no switch

New LED Strip Lights

52688BLK - 16' Strip/300 diodes with RF remote and 12 volt AC outlet plug. Black backing strip perfect for new dark color scheme RVs.

52694-RF - 33' Strip/300 - 5050 SMD 16 color LEDs with RF remote. 12 Volt with 110 Volt Power Adapter.

52773 - 16' Strip/300 diodes with RF remote and 12 volt AC outlet plug. Black backing strip perfect for new dark color scheme RVs.

H11001



Bluetooth LED Bulbs - For Music and Lighting

Dual-channel wireless bluetooth stereo from your lights! No need for complicated cable connections or batteries, simply screw in the bulb and enjoy the music and energy efficient LED lighting from your smart phone, tablet, laptop or other bluetooth enabled device.

H11001 - Single Bulb with multicolor options, remote control. 40 watt equivalent, 120v with wall plug in adapter. 400 Lumen.

H11002 - Double bulb set for surround sound, remote control. 40 watt equivalent, 120v with wall plug in adapter, bright white color tone. 400 Lumen.



Portable Action Cameras

Enjoy digital video recording on the go with these HD portable cameras. These great little cameras can be used to capture all your trips. Mount inside or outside of your RV or use for home security. Small size allows you to shoot anytime, anyplace. Complete with a waterproof shell, use on the water mounted on your favorite water vehicle, or mounted on ATVs or bikes or motorcycles.



H11090W – Portable Action Camera with Watch Controller - Black Body

Enjoy digital video recording on-the-go with this HD portable camera with wireless watch controller for ease in snapping pictures or stopping and starting video recording. Comes with iSmart DV app that allows control from your smart devices -- remote viewing, downloading, and more.

Specifications:

- 2-inch Display
- 150 degrees, 5/2.2 aperture FOV4
- G-shock sensor
- Waterproof up to 30 meters
- Photo capture - 5 MP/JPG
- Battery life - 2 hours of continuous video capture
- Wireless control 2.4G watch supports iOS 5.0 or Android 2.3 and above
- Video Capture is 1920 x 1080 @ 30fps, H.264 or 1280 x 720 @ 60fps, H.26

Including:

- Detachable rechargeable Lithium-ion battery uses a micro USB port to charge (USB cable included)
- Supports memory cards up to 64GB (memory card not included)
- Many different mounts to safely take your camera anywhere



H11080 – Portable Action Camera - Grey Body (shown)

H11081 – Portable Action Camera - Black Body

Enjoy digital video recording on-the-go with this HD portable camera.

Specifications:

- 1080P H.264 Full HD
- Waterproof up to 30 meters
- Super wide angle lens: 170°
- Screen size - 1.5 inches
- 12MP HD wide-angle lens
- Wi-fi
- HDMI
- Multiple video recording formats: 1080P, 720P, WVGA, MOV
- Dimensions - 67mm x 40mm x 23mm

Including:

- Detachable rechargeable Lithium-ion battery uses a micro USB port to charge (USB cable included)
- Supports memory cards up to 32GB (card not included)
- Many different mounts to take your camera anywhere




H11500 – GoBox™ Portable Car Jump Starter and Power Bank

GoBox is a multi-functional portable power source. This easy-to-use booster gives you peace of mind when you are on the road. GoBox has the added convenience of being able to power 12 volt accessories - like your portable air pump. Can be used as a portable flash light/emergency flasher with three extra bright LED lights built in. Plus, charge your mobile electronics: mobile phones, portable media players, tablets, notebooks, laptops, etc.

Includes:

- Power Bank
- 12 Volt Charger
- Home Plug-In AC Charger
- Laptop Interface
- USB Multi Cable
- Carrying Case
- Jump Starter Booster Cables
- Works for both diesel and gas
- 27600 MAH and 600A Peak



Easy-to-use

1. Connect the booster clamps
2. Turn on the GoBox booster
3. Start the vehicle
4. Remove clamps



LED REPLACEMENT BULBS - OEM Certified

52533



19 Diode Directional LED bulb for 1141/1156 replacement

BA15S Bayonet Connector recommended for reading - top mount/overhead use. Built-in surge protection. Also replaces 903 & 1003 style bulbs. 5500 Kelvin or daylight white color scheme. 145 Lumen, .07 Amp draw.


Warm White Version 52533-WW - LED bulb - 3500 Kelvin. 145 Lumen.



Exclusively
Kaper II
Products



65602




SMD Technology 15 Diode LED bulb for 1141/1156 Replacement

BA15S Bayonet Connector recommended for top mount/overhead use. Built-in surge protection. Also replaces 93 and 1003 style bulbs. 5500 Kelvin or daylight white color scheme. 135 Lumen, 0.08 Amp draw.

Warm White Version 65602-WW - LED bulb - 3500 Kelvin. 135 Lumen.

65532




SMD Technology 18 Diode LED bulb for 1141/1156 Replacement.

BA15S Bayonet Connector recommended for top mount/overhead use. Built-in surge protection. Also replaces 93 and 1003 style bulbs. 5500 Kelvin or daylight white color scheme. 175 Lumen, 0.12 Amp draw.

Warm White Version 65532-WW - LED bulb - 3500 Kelvin. 175 Lumen.

65601



SMD Technology 15 Diode LED bulb for 906/921 Replacement

Wedge Mount connector recommended for top mount/overhead use. Built-in surge protection. Also replaces 161, 168, and 194 style bulbs. 5500 Kelvin or daylight white color scheme. 135 Lumen, .08 Amp draw.

Warm White Version 65601-WW - LED bulb - 3500 Kelvin. 135 Lumen.

65432

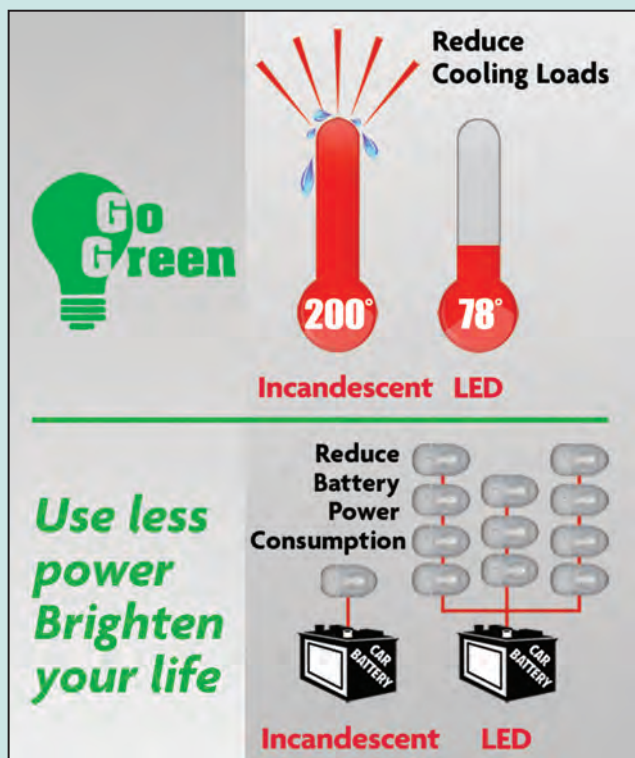


SMD Technology 18 Diode LED bulb for 906/921 Replacement

Wedge Mount connector recommended for top mount/overhead use. Built-in surge protection. Also replaces 161, 168, and 194 style bulbs. 5500 Kelvin or daylight white color scheme. 175 Lumen, 0.12 Amp draw.

Warm White Version 65432-WW - LED bulb - 3500 Kelvin. 175 Lumen.

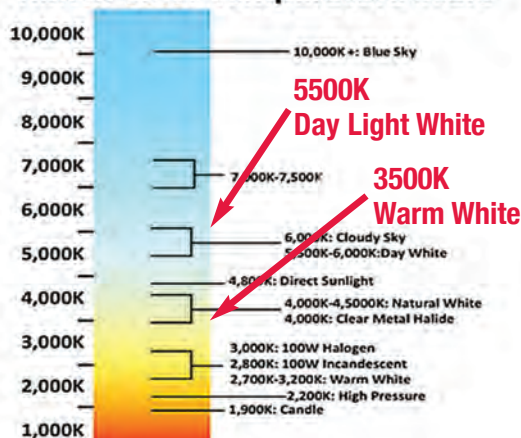
**Save money and energy quickly and easily.
Reduce battery power consumption up to 85%.**



LED LIGHTING VS INCANDESCENT LIGHTING "GO GREEN AND SAVE"

	INCANDESCENT	LED
BATTERY CONSUM.	1.44 AMPS	0.12 AMPS
HEAT OUTPUT	200°	81°
BULB LIFE	1-2 YEARS	12 YEARS

Kelvin Color Temperature Scale





LED REPLACEMENT BULBS - OEM Certified



Exclusively
Kaper II
Products



13 Diode LED bulb for 906/921 Replacement

Wedge Mount connector recommended for side, hanging, or overhead applications where 360 degree light output is needed. Built-in surge protection, 5500 Kelvin or daylight white color scheme. 215 Lumen, 0.19 Amp draw.

Warm White Version 52609-WW - LED bulb - 3500 Kelvin. 215 Lumen.




52609

5 Diode LED bulb for 194 Replacement

Wedge Mount connector recommended for side, hanging, or overhead applications where 360 degree light output is needed. Built-in surge protection, 5500 Kelvin or daylight white color scheme. Mini tower bulb great for small applications or decorative lighting and marker lights. 140 Lumen, .08 Amp draw.

Warm White Version 52610-WW - LED bulb - 3500 Kelvin. 140 Lumen.



52610

9 Diode LED bulb for G-4 Replacement

Slim line construction with multidirectional output provides easy replacement of halogen 2-pin bulbs for fixtures with confined or restricted bulb replacement. Works great with built in reflectors. Built-in surge protection, 5500 Kelvin or daylight white color scheme. 180 Lumen, .09 Amp draw.

Warm White Version 52611-WW - LED bulb - 3500 Kelvin. 180 Lumen.



52611

9 Diode LED bulb for G-4 Replacement

9 Diode LED disc bulb for G-4 applications with inset or top mount pins. Disc provides directional light output for halogen replacements; not recommended for use with reflectors. Built-in surge protection. 5500 Kelvin or daylight white color scheme. 180 Lumen, .07 Amp draw.

9 Diode LED disc bulb for G-4 applications w/side mount pin placement

Disc provides directional light output for halogen replacements; not recommended for use with reflectors. Built-in surge protection. 5500 Kelvin or daylight white color scheme. 180 Lumen, .07 Amp draw.

Warm White Version 52626-WW - LED bulb - 3500 Kelvin. 180 Lumen, .07 Amp draw.



52614




52626

COB Technology high output G-4/JC20 applications w/side mount pin placement

Disc provides directional light output for halogen replacements. 20 Watt equivalent with built-in surge protection. 5500 Kelvin or daylight white color scheme. 210 Lumen, .08 Amp draw.

Warm White Version 52620-WW - LED bulb - 3500 Kelvin. 210 Lumen, .08 Amp draw.



52620

LED bulbs for MR16 applications

Two pin connection base provides superior directional light output for reading or other applications. Built-in surge protection. 5500 Kelvin or daylight white color scheme.

52603 36 Diode, 185 Lumen and 0.097 Amp draw.

52604 20 Diode, 155 Lumen and 0.07 Amp draw.



52604



52603

52604

52603

Fluorescent LED replacement bulbs

Easy change over with 2 wire connection including quick connect wiring ends make conversion simple and quick. Bipolar wiring construction provides no mistake hookup. Built-in surge protection.

39 Diode, Replaces T5 - 12 inch Bulb.

Daylight White Version 52612 - 5500 Kelvin. 400 Lumen, and 0.27 Amp draw.

Warm White Version 52612-WW - 3500 Kelvin. 400 Lumen, and 0.27 Amp draw.

66 Diode, Replaces T8 - 18 inch Bulb.


Daylight White Version 52613 - 5500 Kelvin. 750 Lumen, and 0.47 Amp draw.

Warm White Version 52613-WW - 3500 Kelvin. 750 Lumen, and 0.47 Amp draw.



52612

52613





LED REPLACEMENT BULBS - OEM Certified

52615
52616



LED bulb replacement for 20-99 applications

BA15S Connector for 1156 style bulbs and direct replacement for bathroom and vanity bulbs provides significant light output, with built-in surge protection. 5500 Kelvin or daylight white color scheme.

52615 1 watt equivalent energy consumption, 100 Lumen and 0.03 Amp draw.

52616 3 watt equivalent energy consumption, 215 Lumen and 0.17 Amp draw.



Exclusively
Kaper II
Products

52621



110-130v bulb for microwaves and more

E17 medium spiral base bulb. Direct replacement for most microwave, ceiling fan, decorative lighting and more. Operates on 130 volts and is compatible on any standard 110v power system. High Output, built-in surge protection, 5500 Kelvin or daylight white color scheme. 305 Lumen and only draws 0.16 Amps.



52622
52623
52624



Look
for
NEW bulb
design
Spring 2016

LED Multidirectional Radial Tower Bulbs

Features 13 daylight white diodes with superior 360 degree light output and is recommended for hanging, side mount and some overhead applications. Built-in surge protection.

52622 BA15D Double Contact, Replaces 1004 and 1076 Bulbs. 5500 Kelvin, approximately 215 Lumen, and 0.19 Amp draw.

Warm White Version 52622-WW- LED bulb - 3500 Kelvin. 215 Lumen, and 0.19 Amp draw.

52623 BA15S Single Contact, Replaces 1003, 1141, 1139IF, 1141LL and 1156 Bulbs 5500 Kelvin, approximately 215 Lumen, and 0.19 Amp draw.

Warm White Version 52623-WW- LED bulb - 3500 Kelvin. 215 Lumen, and 0.19 Amp draw.

52624 BA15D Double Contact, Replaces 1157, 1157LL and 1034 Bulbs. 5500 Kelvin, approximately 215 Lumen, and 0.19 Amp draw.

Warm White Version 52624-WW- LED bulb - 3500 Kelvin. 215 Lumen, and 0.19 Amp draw.

52625



LED Directional Reading bulb with a Single High Intensity LED chip

For replacing 1383 standard bulbs. Features the latest in LED technology and provides superior daylight white light output. 5500 Kelvin and approximately 210 Lumen and 0.18 Amp draw. Built-in surge protection.

Warm White Version 52625-WW- LED bulb - 3500 Kelvin. 210 Lumen, and 0.18 Amp draw.

52627



LED Directional Bulb featuring 9 daylight white diodes

Superior light output. Replaces 211-2 and 214-2 bulbs and is recommended for overhead applications, refrigerator lighting and car/truck interiors. 5500 Kelvin and approximately 180 Lumen and 0.11 Amp draw. Built-in surge protection.

52617



LED 906/921 Directional bulb with Single High Intensity Chip

Wedge Mount connection for directional light needs with a 194, 906, 921 base. Great for overhead lighting in a dinette, reading light or high light output needs. Built-in surge protection. 5500 Kelvin or daylight white color scheme. 200 lumen. 0.16 Amp Draw.

52618



9 Diode LED bulb for G-6 Replacement

Multidirectional tower bulb for replacement of halogen 2 pin 6 mm bulbs. Provides nice light output and works great with reflectors. Built-in surge protection. 5500 Kelvin or daylight white color scheme. 180 lumen. 0.11 Amp Draw.

Warm White Version 52618-WW- LED bulb - 3500 Kelvin. 180 Lumen, and 0.11 Amp draw.

52628



2 Diode Festoon LED bulb

Provides good light output for replacement of 211 and 214 fittings and is recommended for all applications needing standard light output. Built-in surge protection. 30 lumens and 0.03 Amp draw. 2 pack.



LED INTERIOR LIGHTING PRODUCTS - OEM Certified



Exclusively
Kaper II
Products



Single/Double LED Replacement Pancake Light

Save money and energy quickly and easily. Reduce battery power consumption up to 85%. OEM or Retro replacement. Comes with our new high efficiency SMD diodes. White housing, 2-wire surface mount, and easy switch.

Single - 7.50" x 4.25" x 1.75", .12 amp draw.

Double - 11" x 4.50" x 1.50", .22 amp draw, and 3-way switch.

52429 Single, 5500 Kelvin, 175 Lumen, daylight white

52429-WW Single, 3500 Kelvin, 175 Lumen, warm white

52430 Double, 5500 Kelvin, 350 Lumen, daylight white

52430-WW Double, 3500 Kelvin, 350 Lumen, warm white

52551 Single light bezel for square replacement

52552 Double light bezel for square replacement

52429, 52429-WW

52430, 52430-WW

52551, 52552



Slim Line Single/Double LED Dome Lights

Now our great LED Pancake Lights come in a new slim line version with all the same great benefits but in a lower profile version. Easy 2-wire installation, white housing, surface mount. 175 Lumen, .12 amp draw.

Single - 7.50" x 4.25" x 1.0".

Double - 7.50" x 4.25" x 11" x 4.50" x 1.0"


65429 Single, 5500 Kelvin, 175 Lumen, daylight white

65429-WW Single, 3500 Kelvin, 175 Lumen, warm white

65430 Double, 5500 Kelvin, 350 Lumen, daylight white

65430-WW Double, 3500 Kelvin, 350 Lumen, warm white

Only 1" Tall



52431 Replacement Lens for item 52429, 52429-WW, 52430 and 52430-WW

65031 Replacement Lens for item 65029, 65029-WW, 65430 and 65430-WW



"K" Interior LED Light

Dimmable surface mount, available in daylight and warm white. 39 SMD LEDs, polystyrene lens and ABS plastic white housing. Size - 11" Oval. 12.8-14.0 volts. Patent Pending.

65042 5500 Kelvin - Daylight White 330-335 Lumen

65042-WW 3500 Kelvin - Warm White 300-315 Lumen




65042

65042-WW

Under Cabinet Utility Light

Great for kitchen/bedroom or bathroom cabinets. Easy installation, includes touch dimmer feature which provides on/off function as well as multiple dimming levels. Works on direct 12v power or includes a 110v converter for AC plug in.

Very nice bright light with wide beam angle. 18" x 3" x 1.5", 410 Lumen/.21 Amp draw. 5500K Daylight white.



52631

LED Lights - Innovative lighting product to save time, energy, and money - Diamond Group



LED INTERIOR LIGHTING PRODUCTS - OEM Certified

52445



3 inch down light with frosted glass Great for replacement or upgrade to LED lighting. Spring mount with metal housing and 15 diode construction. 3-1/8" dia. Daylight white illumination. 100 Lumen. .14 Amp draw.

52525



4 inch down light with frosted glass Great for replacement or upgrade to LED Lighting. Spring mount and 3 hole mount, 36 diode. Daylight white illumination. 4-1/4" dia. 210 Lumen. .27 Amp draw.

52529



Utility light Great replacement for fluorescent lighting or under counter lighting. 50 diode with standard white light illumination. 14" x 3.7", surface mount. 5500 Kelvin, daylight white. 480 Lumen. .35 Amp draw.

52643



52644

18" Fluorescent LED Replacement Fixture

Features our 80 Diode daylight white diodes for superior light output. Great to replace any existing fixture or new application and eliminates the hassle of ballast malfunction. Surface mount, 2 wire, 12 volt with 0.24 Amp draw. 5500 Kelvin and approximately 720 Lumen output. Size - 22.5" x 6.25" x 1.5".

52643 - Chrome Bezel

52644 - White Bezel

52528



Interior/Exterior Utility Light - 10 diode Great for extra lighting or exterior scare light. Surface mount with plastic chrome bezel. 5-5/8" diameter. x 3/4" deep. 5500 Kelvin, daylight white and .14 Amp draw.

52641



LED READING LAMPS

52641 LED Reading Lamp with bulb Satin chrome wall sconce with one-way switch and swivel head adjustment, surface mount. Includes MR16 LED bulb with 20 daylight white diodes. 5500 Kelvin and approximately 155 Lumen output. 12 volt with 0.097 Amp draw.

52642



52642 LED Reading Lamp with bulb Satin chrome wall sconce with one-way switch and swivel head adjustment, surface mount. Includes MR16 LED bulb with 36 daylight white diodes. 5500 Kelvin and approximately 185 Lumen output. 12 volt with 0.16 Amp draw.

52508



LED CLICK LIGHTS

52508 3 Inch Round Click Light Great for replacement or upgrade to LED Lighting. No switch required. 9 diode with daylight white illumination. 3" diameter, 90 Lumen. .13 Amp draw. White finish.

52509



52509 5 Inch Oval Click Light Great for replacement or upgrade to LED Lighting. No switch required. 16 diode with daylight white illumination. Recessed or surface mount, bezel included. 110 Lumen. .17 Amp draw. White finish.



Exclusively
Kaper II
Products





LED TOUCH LIGHTS - OEM Certified



Exclusively
Kaper II
Products



Low profile, surface mount LED touch lights. Touch once for on, again for dim, and again for off. Memory function reverts to previous function when on/off power switch is utilized. White bezel pops off for hidden screw installation.

Easy installation - **only 3/8" deep** and works on 12v or 24v systems.



Round Touch Light

Great for new application or upgrade. Provides 120 inch beam pattern. RoHs, CE and IP66 compliant. 5500 Kelvin or daylight white.

52650 – 3 Inch Round with 16 SMD diodes. Approx. 90 lumen

52651 – 5 Inch Round with 42 SMD diodes. Approx. 260 lumen

52653 – 7 Inch Round with 68 SMD diodes. Approx. 345 lumen



Oval Touch Light

Great for new application or upgrade. Provides 120 inch beam pattern. RoHs, CE and IP66 compliant. 5500 Kelvin or daylight white.

52652 – 8 Inch Oval with 60 SMD diodes. Approx. 320 lumen

52654 – 11 Inch Oval with 72 SMD diodes. Approx. 370 lumen



Square and Rectangular Touch Lights

Great for new application or upgrade. Provides 120 inch beam pattern. RoHs, CE and IP66 compliant. 5500 Kelvin or daylight white.

52655 – 7 Inch Square with 63 SMD diodes. Approx. 325 lumen

52656 – 8.5 Inch Rectangle with 80 SMD diodes. Approx. 410 lumen



Fuse Kits

Small Fuse Box

#IF500K

An assortment of 15 different sizes of our best-selling fuses. 20 mini, 20 standard and 10 maxi, with a total of 50 fuses in an easy-to-inventory plastic box.



Large Fuse Box

#IF840K

An assortment of 20 of our most popular fuses, with a total of 84 fuses packaged in an easy-to-inventory plastic box.



INTELLIGENT FUSES "Glow when it blows" Internationally Patented, SAE Certified.

ASP Mini Blade Series

IF110	5 amp	(2) pack	Orange
IF111	10 amp	(2) pack	Red
IF112	15 amp	(2) pack	Blue
IF113	20 amp	(2) pack	Yellow
IF114	25 amp	(2) pack	Grey
IF115	30 amp	(2) pack	Green



ATP Standard Blade Series

IF116	5 amp	(2) pack	Orange
IF117	10 amp	(2) pack	Red
IF118	15 amp	(2) pack	Blue
IF119	20 amp	(2) pack	Yellow
IF120	25 amp	(2) pack	Grey
IF121	30 amp	(2) pack	Green



AMP Maxi Blade Series

IF122	20 amp	(1) pack	Yellow
IF123	30 amp	(1) pack	Green
IF124	40 amp	(1) pack	Brown
IF125	50 amp	(1) pack	Red
IF126	60 amp	(1) pack	Blue
IF127	70 amp	(1) pack	Orange
IF128	80 amp	(1) pack	Grey
IF129	100 amp	(1) pack	Purple



LED Touch Lights - Diamond Group


Intelligent Fuses - "Glow when it blows"



LED STRIP LIGHTS - INTERIOR OR EXTERIOR



3M Adhesion Primer Included
No Hassle Installation



Great light kits for adding awning, decorative, soft or additional light where needed. Strips contain the latest 5050 SMD diodes, are weatherproof and, with the most aggressive 3M backing and special adhesion primer, the strips will adhere to any clean surface. Cutable to your specific length and multiple strips can be connected. Kits are easy to install and last 50,000 hours.



Exclusively
Kaper II
Products



52694, 52694-RF



RGB 33' LED Strip Light Kit

Multiple Applications for adding decorative light - interior, exterior, accent slide outs. Easy to install. Fade or step between colors, or choose solid. Long-life waterproof LED lights with 50,000 hour life. Cutable to any length. Kit includes 33' strip with 300 - 5050 SMD 16 color LEDs, wireless remote control, 12 Volt with 110 Volt Power Adapter.

52694 - With standard remote

NEW 52694-RF - With RF remote for use with hidden receivers or to go between wall systems

52687, 52687-RF 52688, 52688-RF



RGB LED Strip Light Kits The latest 5050 SMD diodes that can change to 16 different colors with the wireless remote control. Kit includes strip, wireless remote control and 12 volt AC outlet plug.

52687 - 6' Strip/120 diodes with standard remote

52687-RF - 6' Strip/120 diodes with RF remote for use with hidden receivers or to go between wall systems


52688 - 16' Strip/300 diodes with standard remote

52688-RF - 16' Strip/300 diodes with RF remote for use with hidden receivers or to go between wall system


NEW 52688BLK - 16' Strip/300 diodes with RF remote for use with hidden receivers or to go between wall systems with **black backing strip** perfect for new dark color scheme RVs.



52695



LED Warm White Strip Step Light Kit Includes 4 - 2 feet warm-white-only strips, 3 connectors, and direct 12v power source wire. Easily attach with 3M backing; great for night illumination to show step outline.





LED STRIP LIGHTS - INTERIOR OR EXTERIOR



Exclusively
Kaper II
Products



White 16' LED Strip Light Kits Great light kit for adding additional light or soft light where needed with 300 of the latest 5050 SMD diodes. Wireless remote with dimmer to provide soft or bright light. Kit includes 16' strip, wireless dimmer remote control and 12 volt AC outlet plug.

52665 – Bright white with key fob RF remote version for use with hidden receivers or to go between wall systems

52686 – Soft white with standard remote

52686-RF – Soft white with RF remote version for use with hidden receivers or to go between wall systems

**52665, 52686,
52686-RF**



White 16' LED Strip Light Kit Strip and switch only.



52689

NEW BLUE 16' LED Strip Light Kit 16' Strip/300 diodes with RF remote for use with hidden receivers or to go between wall systems with **black backing strip** perfect for new dark color scheme RVs. Kit includes **BLUE ONLY** 16' strip, key fob RF remote version for use with hidden receivers or to go between wall systems and 12 volt AC outlet plug.



52773


Black Backed LED Utility Strip Light 2 and 4 foot strips of black backed LED Strip lights designed for truck beds, storage boxes, hood/trunk areas or anywhere that needs additional utility lighting. High output, bright white 5050 diodes with waterproof on/off switch. Totally waterproof lighting system.

52760 – 2' w/on-off switch

52761 – 4' w/on-off switch

52769 – Waterproof switch only

52769




52760, 52761, 52769



Multicolor Under Cabinet Strip Light Kit Great for kitchen/bedroom or bathroom cabinets. Kit includes 4 flexible 2' multicolor LED strips for under counter illumination. Includes 3 connectors, remote and 12 Volt plug in with 110 Volt Power Adapter.

52632



LED Lights – Innovative lighting product to save time, energy, and money – Diamond Group



LED STRIP LIGHTS - INTERIOR OR EXTERIOR

Additional LED strip lights and accessories are available for all projects.



Strip Lights

ALL multi-use strips contain 300 - 5050 SMD diodes, cuttable and weatherproof with 3M adhesive.

52680 - 16' RGB LED Strip light only. For adding additional strips to kit 52688.

52681 - 16' Daylight White LED Strip light only. For additional light for kit 52689 or multi-use strip lighting in Daylight white light.



Exclusively
Kaper II
Products



52682 - 16' **Red** LED Strip light only



52683 - 16' **Blue** LED Strip light only



52684 - 16' **Green** LED Strip light only



52685 - 16' **Yellow** LED Strip light only



52699 - 16' Soft **White** LED Strip light only

Add on Strips for LED Light Kits

52639 - 6' Add on Multicolor

52680 - 16' Add on Multicolor

52697 - 33' Add on Multicolor

52681 - 16' Add on Bright White

Accessories

52670 - 12v direct connection for remote controlled kits

52671 - Direct 12v power connector for strips with on/off switch

52672 - Direct 12v power connector for strips, bar wire only

52673 - 12 foot 4 pin to 4 pin connector for extending power hook up

52674 - 60 watt power supply for strips up to 40'

52675 - 2 pack of connector pins

52676 - 20 watt power supply for strips up to 8'

52690 - Power Supply Kit with remote, connectors for all RGB strips up to 40'

52691 - Power Supply Kit with remote, connectors for all one color strips up to 40'

52692 - RF remote and receiver

52693 - Multicolor IR Remote/Receiver

52698 - Single Color RF Remote/Receiver

52696 - **Team Color Remote Add-On** Remote control and receiver that works with multicolor kits (52687, 52688 & 52671).


Flashes between multiple color tones to show team color.
Example: red/white, gold/blue, orange/blue, blue/white, orange/white, red/blue and more.



52696



52673



52675



52672

52671



52692



Exclusively
Kaper II
Products



LED LIGHT BARS AND WORK LAMPS

**Aluminum Housing
PVC Lens**

Multifunction LED Light Bars and Work Lamps provide exceptional lighting while engineered to withstand the rugged outdoors and elements. Features the latest 3 to 10 watt chip LED technology as well as our vibration resistant housing these products set the bar in high output lighting. Rated for off road use, units work great on any vehicle including RV's, boats, ATV's, Utility Vehicles, Dock Lighting and more. Even build your own custom bar with our inter-connectable 2" x 2" block series.



Single Row Lights

- 71075** 18w/ 1350 Lumen - 7.87" (L) X 2.16" X 3.38"
- 71076** 36w/ 2700 Lumen - 14.48" (L) X 2.16" X 3.38"
- 71077** 54w/ 4050 Lumen - 21.10" (L) X 2.16" X 3.38"
- 71098** 72w/ 5400 Lumen - 32.67" (L) X 2.59" X 3.58"
- 71090** 90w/ 8100 Lumen - 30" (L) X 3" X 2.25"
Spot/Flood Combo
- 71091** 120w/ 10800 Lumen - 39" (L) X 3" X 2.25"
Spot/Flood Combo
- 71099** 90w/ 6750 Lumen - 40.11" (L) X 2.59" X 3.58"
- 71100** 108w/ 8100 Lumen - 47.44" (L) X 2.59" X 3.58"

Double Row Lights


- 71078** 18w/ 1350 Lumen - 4.57" (L) X 2.6" X 4.64"
- 71079** 36w/ 2700 Lumen - 7.87" (L) X 2.6" X 4.64"
- 71093** 120w/ 8800 Lumen - 21.5" (L) X 3" X 3.4"
Spot/Flood Combo
- 71097** 144w/ 10800 Lumen - 33" (L) X 3" X 5"
- 71101** 180w/ 13500 lumen - 40.11" (L) X 3.15" X 4.72"
- 71102** 216w/ 16200 lumen - 47.55" (L) X 3.15" X 4.72"

Work Lights

- 71069** 18w/ 1350 Lumen - 6 Diode - 4.56" Round
Flood
- 71069-S** 18w/ 1350 Lumen - 6 Diode - 4.56" Round
Spot
- 71082** 24w/ 1800 Lumen - 8 Diode - 5.8" Oval
- 71083** 27w/ 2025 Lumen - 9 Diode - 4.6" X 4.2" X 2.8"
Square
- 71084** 15w/ 1050 Lumen - 5 Diode - 4.3" X 1.6" X 5.4"
Square

Wiring Harness

- 71048** Wiring Harness With Relay And On/Off Switch



LED Lights - Innovative lighting product to save time, energy, and money - Diamond Group



LED EXTERIOR LIGHTING - OEM Certified

52434



Weatherproof 6" Oval LED Light - 10 diode

Functions as a stop, turn and taillight. Operates from 8-16V. Grommet mount with standard plug. 6-1/2" L x 2-1/4" W x 3/4" D. #52502 - Grommet only



Exclusively
Kaper II
Products

52435



Weatherproof 12" Red LED Bar Light - 20 diode

Functions as a stop, turn and taillight. Surface/screw mount design for RV's under 80 inches wide. 12-3/4" L x 1-1/2" W x 3/4" D.


52436



Weatherproof 18" Red LED Bar Light - 20 diode

Functions as a stop, turn and taillight. Surface/screw mount design for RV's over 80 inches wide. 18" L x 1-1/2" W x 3/4" D.

52437



Weatherproof 6" Back Up LED Light Kit - 45 diode Mount vertically or horizontally. Kit includes grommet and plug. 6-1/2" L x 2-1/4" W x 1-1/2" D.

COLOR

1 Wire

2 Wire

Red

52506

52438

Amber

52505

52439

Clear/Red

52441

52504

Clear/Amber

52440

52503

Clear/White

52530



Weatherproof LED Marker Light - 2 diode

Dragon's eye design. Self grounding. Surface mount. 2-5/8" L x 1-1/4" W x 3/4" D.



52442



Chrome Plated Plastic Guard Chrome plated plastic guard for "Dragon's eye" LED marker lights (above). 1/pack.

52443 - RIGHT

52444 - LEFT



Weatherproof LED Fender Marker Light Kit - 2 diode

2-wire assembly, amber/red fender mount - right. 6-1/4" L x 2-1/4" W x 3/4" D.

52447



Weatherproof 4" Round LED Light - 10 diode

Functions as a stop, turn, and taillight. Operates from 8-16V. Grommet mount with standard plug. 4-1/4" Diameter x 3/4" D. Pig tail and grommet included.

52446 - Pig Tail Only **52433** - LED Light Only **52501** - Grommet only

52448



Waterproof 8" Oval LED Light - 52 diode

Functions as a stop, turn and taillight. Surface mount, 3-wire connection. OEM Replacement. 8-3/8" L x 5-5/8" W x 7/8" D.

52449



LED Side Marker Light - 28 diode Mid turn auxiliary lamp. Grommet mount, standard plug with reflective lens and ABS housing. 6-5/8" L x 2-3/8" W x 2-3/4" D.

52526




Eurostyle Porch Light - 27 diode

Surface mount application with ABS lens and white ABS plastic housing. Weatherproof. 9-3/4" x 3-3/8" 5500 Kelvin, daylight white.



52724



52726



52723



52725

Surface Mount Standard Porch or Utility Light

175 lumens of bright white light. Available with or without snap in clear or amber lens. 2 wire. 6" x 3.5" x 2"

52723 - Clear With on/off switch

52724 - Clear No switch

52725 - Amber With on/off switch

52726 - Amber No switch




Exclusively
Kaper II
Products



LED EXTERIOR LIGHTING - OEM Certified

LED Round Back Up Light - 45 diode Weatherproof 4" round back up light, grommet mount, white. 4-1/4" round x 3/4".




52507

Weatherproof LED 4" x 2" Marker Light

9 Diodes for strong light output. Surface mount, 2 wire and directly replaces most 4" x 2" marker lights. DOT Approved.

52711 – Amber Light **52712** – Red Light



52711

52712

Weatherproof LED 4" x 2" Marker Light

2 high intense Diodes for good light output. Surface mount, 2 wire and directly replaces most 4" x 2" marker lights. DOT Approved.

52713 – Amber Light **52714** – Red Light




52713

52714

Waterproof 8" Oval LED Light - 52 diode

Functions as a stop, turn, taillight with license plate holder. Use in conjunction with Part # 52438 for complete conversion of your taillight system to LED. Surface mount, 3-wire connection. OEM replacement. 8-3/8"L x 5-5/8"W x 7/8"D. DOT Approved.



52715

Replacement lens for standard 4" x 2" marker lights

Works with Part # 52711, 52713 and most similar 4" x 2" marker lights.

52716 – Amber Light **52717** – Red Light




52716

52717

Weatherproof LED 4" x 1.5" Marker Light with reflector

9 Diodes for strong light output. Surface mount, 2 wire, replaces any standard 4" x 1.5" fitting. DOT Approved.

52716 – Amber Light **52717** – Red Light



52718

52719

Weatherproof LED Tail Lamp, Turn Signal and Brake Light

Large surface light source; surface mounted with 104 diodes. Easy to install and great for replacement of your existing incandescent light system. Includes reflector and DOT approved. 11" L x 8" W x 1.25" D.



52720

Weatherproof LED Tail Lamp, Turn Signal, Brake Light w/LED Back Up Light

Large surface light source; surface mount with 104 diodes. Easy to install and great for replacement of your existing incandescent light system. Includes reflector and DOT approved. 11" L x 8" W x 1.25" D.



52721

Surface Mount Oval Porch/Utility Light

Great to replace outside lighting. In switch and no switch options with a clear lens. 6" x 3/5" x 2", 175 lumen/.097 Amp, 2 wire, Daylight 5500K.

52730 – Clear with on/off switch

52731 – Clear with no switch



52730

52731



STANDARD ELECTRICAL

GFI RECEPTACLES



With reset button and LED light indication of no power, miswire or end of life indication when unit is not longer capable of providing GFCI protection. 15A or 20A, 120VAC with maximum interrupting Capacity of 2,000 Amps. UL Listed, CSA approved and complies to NEC, CEC and OSHA.

VGFI5W	White
VGFI5B	Brown
VGFI5V	Ivory
NEW VGFI5BK	Black
VGFI20W	White - 20 Amp

DÉCOR RECEPTACLES



15 Amp, 125 Volt, NEMA 5-15R, 2 Pole, 3-Wire, Decora Duplex Receptacle, Straight Blade, Residential Grade, Grounding, Quickwire Push-In & Side Wired, Steel Strap. UL and CSA listed.

SSCR-10	White
SSCR-18	Brown
SSCR-58	Ivory

DÉCOR SWITCH



15 Amp, 120/277 Volt, Decor Rocker Single-Pole AC Quiet Switch, Residential Grade, Grounding, Quickwire Push-In & Side Wired. UL and CSA Listed.

SSCS-10	White
SSCS-18	Brown
SSCS-58	Ivory

STANDARD RECEPTACLES



Duplex Receptacle, 2 Pole, 3-Wire, Grounding, Push and Side Wire Terminations. 15A 125V, NEMA 5-15R, UL Listed and CSA approved.

270W	White
270B	Brown
270V	Ivory

STANDARD TOGGLE



Single-Pole Toggle Switch, Grounding, Push and Side Wire Terminations. 15A 125VAC UL Listed and CSA Approved.

1301-73W	White
1301-73B	Brown
1301-73V	Ivory

BAKE LITE BOX



Reinforced Phenolic material helps retard fire. Rated as a 2 hour fire wall box, the bake lite box is a single gang, multi-use electrical box.

7060	2" X 3" X 1 3/4"
-------------------	------------------

SPEED WIRING PRODUCTS

SPEED BOX WITH TOGGLE SWITCH WITH COVER



Self contained two-part system allows installation of receptacle without a stud or box. Screw mount with snap on cover. Heavy duty

rated, 2 Pole, 3-Wire, 15A 125VAC, UL Listed and CSA Approved.

WDS151WT	White
WDS151BR	Brown

SPEED BOX DÉCOR RECEPTACLE WITH COVER



Self contained two-part system allows installation of switch without a stud or box. Screw mount with snap on cover. Heavy duty rated,

15A 125VAC, UL Listed and CSA Approved.

WDR15WT	White
WDR20WT	White - 20 Amp
WDR15BR	Brown
WDR15IV	Ivory
WDR15BK	Black

SPEED BOX DÉCOR SWITCH WITH COVER



Self contained two part system allowing installation of décor switch without a stud or box. Screw mount with snap on cover. Heavy duty

rated, 15A 125VAC, UL Listed and CSA Approved.

52595	White
--------------------	-------



STANDARD ELECTRICAL

Switches, Wall Plates, Wiring Harnesses and More! • Diamond Group - Dependability, Accuracy, Consistency

WEATHERPROOF DÉCOR COVER



Weatherproof Thermoplastic Self-Closing Cover, Duplex Receptacle, Horizontal 2 Screw Mounting. Broad line of single gang covers for switches, receptacles, GFCIs and power outlets.

- 52515 Grey
52516 White
NEW 52519 Black

WEATHERPROOF STANDARD COVER WITH RECEPTACLE



Weatherproof Cover and Duplex Receptacle with gasket and flanged horizontal box. Two self-closing flip lids with gasket. Comes with standard receptacle, part # 270W.

- 3780SCREC Grey
52499SCREC White
NEW 52522SCREC Black

WEATHERPROOF STANDARD COVER



Weatherproof cover with duplex receptacle slot including gasket and flanged horizontal box. Two self-closing flip lids with gasket.

- 3780SC Grey
52499 White
NEW 52552 Black

REPLACEMENT PAWLS



7/8" Replacement Pawls (Wings) for Flush mounting of all speed wiring products.

- WDPAWLS - 10**
10 pack of replacement pawls
WDPAWLS - 25
25 pack of replacement pawls


WALL PLATES AND COVERS



A

A. TOGGLE


- 4134W White
SPD1 Brown
4134V Ivory



B

B. RECEPTACLE

- 4132W White
4132B Brown
4132V Ivory



C

C. DÉCOR SQUARE

- 59939 White
59663 Brown
59664 Ivory



D

D. BLANK - PLAIN

- 52489 White
52488 Brown
52490 Ivory



E

E. SPEED TOGGLE SNAP ON

- 52492 White
52491 Brown



F

F. SPEED DÉCOR-SNAP ON

- 52494 White
52493 Brown
52495 Ivory

30A RECEPTACLE



30 Amp, 125 Volt, NEMA TT-30R, 2 Pole, 3-Wire, Flush Mounting Receptacle, Straight Blade, Industrial Grade, Grounding, Side Wired, Steel Strap, Black.

- 3830 Receptacle w/Plate
52398 Standard Cover, Ivory
52399 Standard Cover, White

50A RECEPTACLE



50 Amp, 125 Volt, NEMA 5-50R, 2 Pole, 3-Wire, Flush Mounting Receptacle, Straight Blade, Industrial Grade, Grounding, Side Wired, Steel Strap, Black.

- 5850 Receptacle w/Plate

3-WIRE QUICK PLUGS

15 Amp, 125 Volt, NEMA 5-15P, 2 Pole, 3-Wire, Plug, Straight Blade, Industrial Grade, Grounding, Yellow. Features easy reconnect feature with easy wire connect.



52496
Male



52497
Female



12 VOLT ELECTRICAL

LED DIMMER/ON-OFF



Pulse wave modulation dimmer allows complete dimming of any LED compatible bulb or fixture. Easy 3-wire installation. Made in USA. 15A @ 12VDC, UL, CSA, VDE. 2" x 3" overall, 1/card.

LDSDIM01 White
LDSDIM25 Black

DIMMER/ON-OFF SWITCHES



High performance solid state dimmer assemblies designed for extreme temperature variations and protected from voltage spikes. 15A @ 12 VDC, UL, CSA, VDE. 2.84" x 3.00" overall. 1/card.

D3201 White
D3218 Brown
D3215 Black

CONTOURED ON/OFF SWITCHES



Updated design used in most appliance applications, steps, lighting. Low profile, on/off functions. 16A @ 125 VAC, 3/4 HP, UL, CSA, VDE. SPST. 1/card.

Single Size: 2.84" x 1.84"

A-3101 White
A-3118 Brown
A-3115 Black

Double Size: 2.84" x 3.00"

A-3201 White
A-3218 Brown
A-3215 Black

Triple Size: 2.84" x 4.20"

A-3301 White
A-3318 Brown
A-3315 Black

CONTOURED WALL PLATES



Contoured bezel and low profile bezel in assorted colors made of durable nylon. 1/card.

Single Base & Plate Size: 2.84" x 1.84"

PB3101 White
PB3118 Brown
PB3115 Black
PB3158 Ivory
PB3121 Biscuit
PB3101G White w/ Print
PB3115W Black w/ Print

Double Base & Plate Size: 2.84" x 3.00"

PB3201 White
PB3218 Brown
PB3215 Black
PB3258 Ivory
PB3221 Biscuit

Triple Base & Plate Size: 2.84" x 4.20"

PB3301 White
PB3318 Brown
PB3315 Black
PB3358 Ivory
PB3321 Biscuit


EXPOSED 5-PIN SIDE-BY-SIDE WALL PLATES



Exposed mounting holes and low profile bezel plates are 2.84" x 1.84". 1/card.

P3801 White
P3815 Brown
P3818 Black
P3821 Ivory
P3858 Biscuit
P3801G White w/ Print
P3815W Black w/ Print

COVERS FOR BLANKS



Flat design. Assorted colors to match switch bezels.

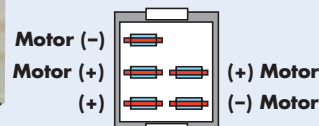
Red lens to be used with 55-2246 indicator lamp. 1.24" x .82". 1/card.

U3-03 Red Lens
U3-15 Black
U3-18 Brown
U3-21 Biscuit

CONTOURED SIDE-BY-SIDE TERMINAL SWITCHES



Square 5-pin slide-out switch. High output 40A durable switches are contoured for a clean look. Use 5W-125 or 5W-1212 harness. 40A @ 12VDC, UL, CSA, VDE. 1.75" x 1.10". Cut-out: 1.46" x .94" DPDT. 1/card.

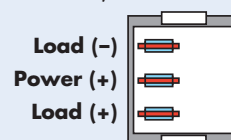


3-01-761 White
B-3101G White w/ Plate
3-15-761 Black
B-3115W Black w/ Plate
3-18-761 Brown
3-58-761 Ivory
3-21-761 Biscuit

CONTOUR ROCKER SPDT



Used in most appliance applications, water heaters, steps, lighting. Both low profile and functional. Single pole, double throw. 16A @ 125 VAC, 3/4 HP, UL, CSA, VDE. .86" x .60". Cut-out: .79" x .49". 1/card.

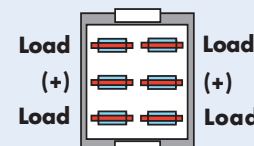


2C-86 Ivory, On/On
2C-53 Brown, On/On
2C-26 Black, On/On
2C-21 Biscuit, On/On
2F-18 Brown, On/Off/On
2F-12 Black, On/Off/On
2F-21 Biscuit, On/Off/On

CONTOUR ROCKER DPDT



Same as SPDT except with double pole and double throw. 1/card.

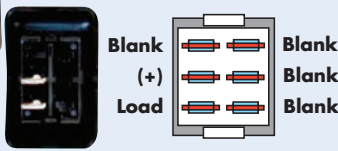


2E-53 Brown, On/On
2E-41 Black, On/On
2E-21 Biscuit, On/On

CONTOUR ROCKER SPST

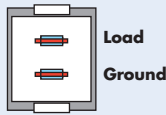


Same as SPDT except with single pole and single throw. 1/card.



- 2B-56** White, On/Off
- 2B-53** Brown, On/Off
- 2B-18** Black, On/Off
- 2B-58** Ivory, On/Off
- 2B-21** Biscuit, On/Off
- 2G-56** White, Momentary On/Off
- 2G-53** Brown, Momentary On/Off
- 2G-11** Black, Momentary On/Off
- 2G-58** Ivory, Momentary On/Off
- 2G-21** Biscuit, Momentary On/Off
- 2A-31** Red Lamp, On/Off

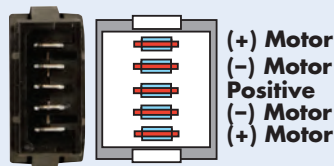
INDICATOR LAMP



Indicator lamp, water heater, monitor panels 10A @ 14 VDC, UL, CSA, VDE .86" x .60". Cut-out: .79" x .49". 1/Card.

- Z6-00**Black, Clear Lamp

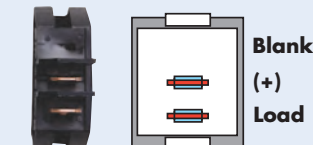
SQUARE 5-PIN IN-LINE TERMINAL SWITCHES



In-line 5-pin slide-out switch. High output 40A is durable and functional. Uses 17W-167 harness. 20A with 40A peak use @ 12VDC, UL, CSA, VDE. 1.63" x .82". Cut-out: 1.50" x .70". DPDT. 1/card.

- 17-15B**Black
- 17-15-86B** Black w/ Plate

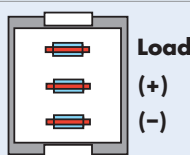
ON/OFF SWITCHES



Same as labeled on/off switches (right middle) except unmarked.

- B1-10 U**White, 3/bag
- B1-10 UC**White, 1/card
- B1-18 U**Black, 3/bag
- B1-18 NC**Black, 1/card

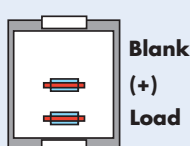

ILLUMINATED ON/OFF SWITCHES



Standard switch for interior lighting, appliances. Illuminated in the "ON" position. 6A @ 125 VAC, 3/4 HP, UL, CSA, VDE. 1.23" x .68". Cut-out: 1.125" x .55". SPST.

- A1-10**Red/White, 3/bag
- A1-10C**Red/White, 1/card
- A1-31**Red/Black, 3/bag
- A1-31C**Red/Black, 1/card
- A1-21**110V Red/Black, 3/bag
- A1-21C**110V Red/Black, 1/card
- A1-33**Amber/Brown, 3/bag
- A1-33C**Amber/Brown, 1/card
- A1-36**Blue/Black, 3/bag
- A1-36C**Blue/Black, 1/card
- A1-37**Amber/Black, 3/bag
- A1-37C**Amber/Black, 1/card
- A1-38**Green/Black, 3/bag
- A1-38C**Green/Black, 1/card
- A1-82**Red/Ivory, 3/bag
- A1-82C**Red/Ivory, 1/card
- A1-83**Amber/Ivory, 3/bag
- A1-83C**Amber/Ivory, 1/card
- A1-35**Black/White, 3/bag
- A1-35C**Black/White, 1/card


LABELLED ON/OFF SWITCHES



Standard switches for interior lighting, appliances. 16A @ 125VAC, 3/4 HP, UL, CSA, VDE. 1.23" x .68". Cut-out: 1.125" x .55". SPST.

- B1-10U-315-G** White, 3/bag
- B1-10U-315-GC** White, 1/card
- B1-18U-315-S** Black, 3/bag
- B1-18U-315-SC** Black, 1/card
- B1-52U-315-G** Brown, 3/bag
- B1-52U-315-GC** Brown, 1/card
- B1-80U-315-G** Ivory, 3/bag
- B1-80U-315-GC** Ivory, 1/card

5-PIN WIRING HARNESSES

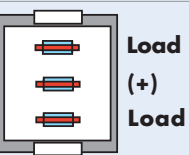


Both in-line and side-by-side wire harnesses are durable. Just snap together for easy

installation. 40A @ 12VDC, UL, CSA, VDE. 1/card.

- 17W-167**In-Line Harness
- 5W-126**Square Harness, 6"
- 5W-1212**Square Harness, 12"

ON/OFF-ON/OFF/ON SWITCHES

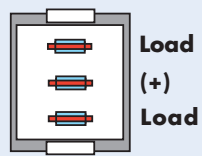


Standard switches for interior lighting. Hallway 2-way lighting, unmarked. 16A @ 125VAC, 3/4 HP, UL, CSA, VDE. 1.23" x .68".

Cut-out: 1.125" x .55". SPST.

- C1-26-U** On/On, Black, 3/bag
- C1-26-UC** On/On, Black, 1/card
- C1-41-U** On/On, White, 3/bag
- C1-41-UC** On/On, White, 1/card
- C1-53-U** On/On, Brown, 3/bag
- C1-53-UC** On/On, Brown, 1/card
- C1-86-U** On/On, Ivory, 3/bag
- C1-86-UC** On/On, Ivory, 1/card
- D1-27-U** On/Off/On, Black, 3/bag
- D1-27-UC** On/Off/On, Black, 1/card

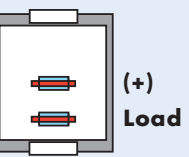
MOMENTARY ON/OFF/ON SWITCHES



Standard switch for slide-outs and monitor panels. Unmarked. 13A @ 125 VAC, 1/2 HP, UL, CSA, VDE. 1.23" x .68". Cut-out: 1.125" x .55". SPST.

- F1-12**Black, 3/bag
- F1-12C**Black, 1/card
- F1-89**Ivory, 3/bag
- F1-89C**Ivory, 1/card
- F1-93**White, 3/bag
- F1-93C**White, 1/card

MOMENTARY ON/OFF SWITCHES



Switch for monitor, dash panels. 13A @ 125VAC, 1/2 HP, UL, CSA, VDE. 1.23" x .68". Cut-out: 1.125" x .55". SPDT.

- G1-11-U**Black, 3/bag
- G1-11-UC**Black, 1/card
- G1-14-U**Brown, 3/bag
- G1-14-UC**Brown, 1/card

WIRE HARNESS FOR SLIDE-OUT AND WATERPROOF SWITCHES

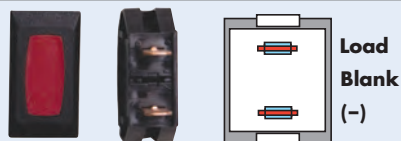
40A @ 12VDC, UL, CSA, VDE, 1/2HP, UL, CSA, VDE. 1/card

- WH211-4**4-wire harness for 4 terminal switch
- WH211-6**4-wire harness for 6 terminal switch



12 VOLT ELECTRICAL

INDICATOR LIGHTS



Standard indicator lamp, water heater, monitor panels illuminated in the "on" position. 10A @ 14VDC, UL, CSA, VDE. 1.23" x .68". Cut-out: 1.125" x .55".

- ZU-03-14Red/Black, 3/bag
- ZU-03-14CRed/Black, 1/card
- ZU-04-14Amber/Black, 3/bag
- ZU-04-14CAmber/Black, 1/card
- ZU-06-14Red/Brown, 3/bag
- ZU-06-14CRed/Brown, 1/card
- ZU-07-14Amber/Brown, 3/bag
- ZU-07-14CAmber/Brown, 1/card
- ZU-09-14Red/Ivory, 3/bag
- ZU-09-14CRed/Ivory, 1/card
- ZU-12-14Red/White, 3/bag
- ZU-12-14CRed/White, 1/card
- ZU-02-14Blue/Black, 3/bag
- ZU-02-14CBlue/Black, 1/card

FACE PLATES



Replacement plates for use with switches.

Single Size: 2.74" x 1.61"

- P7101Single, White, 3/bag
- P7101CSingle, White, 1/card
- P7115Single, Black, 3/bag
- P7115CSingle, Black, 1/card
- P7118Single, Brown, 3/bag
- P7118CSingle, Brown, 1/card
- P7158Single, Ivory, 3/bag
- P7158CSingle, Ivory, 1/card

Double Size: 2.74" x 2.25"

- P7201Double, White, 3/bag
- P7201CDouble, White, 1/card
- P7215Double, Black, 3/bag
- P7215CDouble, Black, 1/card
- P7218Double, Brown, 3/bag
- P7218CDouble, Brown, 1/card
- P7258Double, Ivory, 3/bag
- P7258CDouble, Ivory, 1/card

Triple Size: 2.74" x 3.25"

- P7301Triple, White, 3/bag
- P7301CTriple, White, 1/card
- P7315Triple, Black, 3/bag
- P7315CTriple, Black, 1/card
- P7318Triple, Brown, 3/bag
- P7318CTriple, Brown, 1/card
- P7358Triple, Ivory, 3/bag
- P7358CTriple, Ivory, 1/card

MINI SWITCHES



Mini switch for monitor panels, water-pumps, appliances. 16A @ 125VAC, 1/3 HP, UL, CSA, VDE. .82" x .60". Cut-out: .76" x .50".

Mini Illuminated On/Off—SPST

- A6-23CBlack/Red, 1/card
- A6-23Black/Red, 3/bag
- A2-38CBlack/Green, 1/card
- A2-38Black/Green, 3/bag
- 20A-25CBlk/Blue, 1/card
- 20A-25Blk/Blue, 3/bag



Mini On/Off—SPST


- B2-18CBlack, 1/card
- B2-18Black, 3/bag
- B2-56CWhite, 1/card
- B2-56White, 3/bag
- B2-2865CBlack I/O, 1/card
- B2-286Black I/O, 3/bag

Mini Momentary On/Off—SPST

- G2-11CBlack, 1/card
- G2-11Black, 3/bag

Mini Momentary Off/On—SPST

- L2-10CBlack, 1/card
- L2-10Black, 3/bag



Mini On/Off—DPST—4 Prong

- H2-28CBlack, 1/card
- H2-28Black, 3/bag

Mini On/On—DPDT

- E2-41CBlack, 1/card
- E2-41Black, 3/bag

Mini On/Off/On—DPDT

- P2-61CBlack, 1/card
- P2-61Black, 3/bag

Mini Momentary

On/Off/Momentary On—DPDT

- S2-67CBlack, 1/card
- S2-67Black, 3/bag

INSERT/WALL PLATES



Standard size blank snaps in unused openings, tapered design. 1.25" x .55". Cut-out: 1.22" x .67".

- UU-15CBlack, 1/card
- UU-15Black, 3/bag

HEAVY DUTY MOMENTARY ON/OFF/MOMENTARY ON SWITCHES



Heavy-duty switch for slide-outs, generators, and battery disconnects. 3A @ 125VAC, 3/4HP, UL, CSA, VDE. 1.22" x 98". Cut-out: 1.071" x .86". DPDT.

- S4-15Black, 3/bag
- S4-15CBlack, 1/card
- S4-36White, 3/bag
- S4-36CWhite, 1/card
- P6601White plate, 3/bag
- P6601CWhite plate, 1/card
- P6615Black plate, 3/bag
- P6615CBlack plate, 1/card

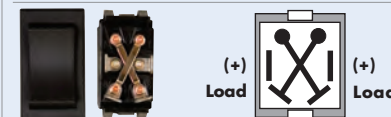
ILLUMINATED HEAVY-DUTY ROCKER SWITCHES



For battery and monitor panels. 1/card. 20A @ 125VAC, 1 HP, UL, CSA, VDE. 1.19" x .95". Cut-out: .98" x .87". SPDT.

44A-28V . Black/Green Momo-On/Off

SLIDE-OUT MOMO ON/OFF/MOMO ON SWITCHES



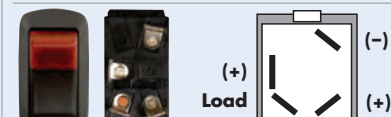
Heavy-duty switch for slide-outs. 10A @ 125VAC, 1 HP, UL, CSA, VDE. 1.71" x .96". Cut-out: 1.46" x .83". DPDT.

12954X . . Black, 4 "X" Lead, 1/card.



Heavy-duty switch for slide-outs. 12956 . . . Black, 6 Lead, 1/card.

WATERPROOF ROCKER SWITCHES IP66



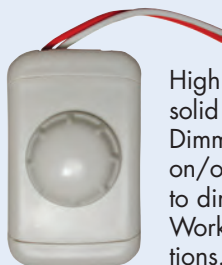
Heavy-duty switch for monitor panels, slide-outs, fuel stations. Waterproof. 20A @ 125VAC, 3/4 HP, UL, CSA, VDE, IP55. 1.83" x .98". Cut-out: 1.44" x .84". SPST. 1/card.

- 260B-1Black, On/Off
- 260B-4Black/Red, On/Off
- 260B-412Black/Red, 110V, On/Off
- 260C-1Black, On/On



12 VOLT ELECTRICAL

12 VOLT DIMMER SWITCHES



High performance solid state rotary Dimmer turns to click on/off and then rotates to dim higher or lower. Works on 12v applications. Designed to

handle extreme temperature variations and voltage spikes. 15A@12V, UL, CSA and VDE. 1/card.

52481 . . . White 12V Dimmer Switch

52484 . . . Black 12V Dimmer Switch

FACE PLATES FOR SLIDE-OUT AND WATERPROOF SWITCHES



Face Plates for use with slide-out momentary switches and waterproof rocker switches.

P7000-01C . . . Single White, 1/card

P7000-01 . . . Single White, 3/pack

P7000-15C . . . Single Black, 1/card

P7000-15 . . . Single Black, 3 pack

WALL PLATES W/SWITCHES



Aluminum Brackets with 1, 2 or 3 hole placement for assorted application and easy installation. Size: 1.18" x 2.30". 1/card.

HRB1 Single

HRB2 Double

HRB3 Triple

PUSH BUTTON SWITCH

Replacement switches with 6" wire lead. ON/OFF. 1/card.

PL-16 Push Button Switch



TOGGLE SWITCH

Replacement switches with 6" wire lead. ON/OFF. 1/card.

TL-12 Toggle Switch



WALL PLATES W/SWITCHES



Raised bezel with standard labeled switch on brown plate. Labeled ON/OFF. 16A @ 125VAC, 3/4HP, UL, CSA, VDE. SPST. 1/card.

BZ7118 Brown/Brown Single
3.53" x 2.39"

BZ7218 Brown/Brown Double
3.53" x 3"

BZ7318 Brown/Brown Triple
3.53" x 4"

BZ7101 White/White Single
3.53" x 2.39"

BZ7201 White/White Double
3.53" x 3"

BZ7301 White/White Triple
3.53" x 4"

BZ7115 Black/Black Single
3.53" x 2.39"

BZ7215 Black/Black Double
3.53" x 3"

BZ7315 Black/Black Triple
3.53" x 4"

DESIGNER WALL PLATES



Designer style used in most appliance applications, steps, lighting. Large clean switch

buttons. Switch opening will fit any standard style switches. 1/card.

****Great for Seniors or Handicapped****

Single Size: 3.34" x 2.17"

P9101 White, Single

P9115 Black, Single

P9118 Brown, Single

P9158 Ivory, Single

Double Size: 3.34" x 3.63"

P9201 White, Double

P9215 Black, Double

P9218 Brown, Double

P9258 Ivory, Double

Triple Size: 3.34" x 5.08"

P9301 White, Triple

P9315 Black, Triple

P9318 Brown, Triple

P9358 Ivory, Triple

Quad Size: 3.34" x 6.51"

P9401 White, Quad

P9415 Black, Quad

P9148 Brown, Quad

P9458 Ivory, Quad

TOTE 54 Piece Set

This 54 piece set is a great starter set. It provides 2 each of the most common switches in RV's. Great for service centers and service trucks.

RSK1 54 Piece Tote

CONTAINS 2 EACH OF THE FOLLOWING:

B1-10-315G	B1-52-315G	B1-18-315S	B1-80-315G	B2-56	B2-18
ZU-12-14	ZU-06-14	ZU-03-14	ZU-09-14	S2-67	G2-11
A1-10	ZU-02-14	A1-31	A1-82	P2-61	A6-23
P7101	P7115	P7118	P7158	E2-41	A2-38
HRB1	HRB2	HRB3			



TOTE 46 Piece Set

This 46 piece set has many common appliance and slide-out applications and some hard-to-find ones as well. The perfect addition to service departments or mobile service trucks.

UST2 46 Piece Tote

CONTAINS 2 EACH OF THE FOLLOWING:

S4-15	B1-18 N	C1-26 U	F1-12	D1-27 U	A1-36
17-15B	ZU-07-14	C1-53 U	A1-33	G1-14 U	A1-38
S4-36	B1-10 U	C1-41 U	F1-93	G1-11U	A1-37
		C1-86 U	F1-89	UU-15	A1-21

CONTAINS 1 EACH OF THE FOLLOWING:

P7201	P7215	P7218	P7258
-------	-------	-------	-------





Hott Rod Water Heater Conversion Kit

The most effective conversion kit in the RV aftermarket, the Hott Rod converts your LP hot water heater to an electric operation while keeping your LP system intact. Rated at 400 watts and drawing only 4 amps, the 6 Gallon Hott Rod will provide a faster recouping system and provide free hot water while utilizing a camp site hook up. UL listed and CSA approved, the Hott Rod has a lifetime warranty and typically installs in less than an hour.

HR6 - 6 Gallon Hott Rod


HR10 - 10 Gallon Hott Rod

PSK1 – Power switch wiring kit. Easy to install, this kit provides an illuminated on/off switch to turn your hot water heater on and off. Includes aluminum bracket, mounting screws and color coded wiring harness and retrofits any existing Hott Rod.

HR6P2 – Replacement Heating Element for the 6 gallon Hott Rod.

HR10P2 – Replacement Heating Element for the 10 gallon Hott Rod.

SBA34 – 3/4" anode reducer for Suburban water heaters to enhance protection against tank corrosion.





AUDIO/VIDEO PLUGS, CABLES, SWITCHES AND ACCESSORIES

AUDIO/VISUAL ADDITIONAL PORTS



52476

Add an additional port for your audio/video system. Black oval 3-wire connection easy mounts with snap on trim ring, OEM Replacement. 1 per card.

HD AUDIO/VISUAL ADDITIONAL PORTS



52477

Add an additional port for your audio/video system with hi-def. Black oval AV/RGB 6 wire connection easy mount with snap on trim ring. OEM Replacement. 1 per card.

A/V CABLES & HD A/V CABLES




52485 – 6 foot A/V cable designed to connect compatible video devices to a TV, VCR, DVD, CD Player and more. 1 per pack.

52486 – 12 Foot A/V cable

52487 – 6 foot HI-DEF RGB Cable designed to connect all HI-DEF devices. Provides significantly better quality than standard cables. 1 per pack.

AUTOMATIC ON/OFF SWITCH



52479

Never worry about leaving your compartment light on again. Add an automatic on/off switch to any pop-up gas strut door/application. Turns light on as you lift the door and shuts it off as you close it. Fits 6, 8, 10 and 12 millimeter gas strut rods. Black. 1 per card.

PUSH BUTTON SWITCHES




52452

Replacement On/Off Push Button with 4" lead. Black. 1 per card.



52451

ON/OFF switch for power vents. Switch actuates to on as vent opens. Black. 1 per card.



52453

Replacement Push Button with 4" lead for décor interior lighting. Comes with gold interior trim ring. 1 per card.

USB CHARGERS AND ACCESSORIES

EUROSTYLE USB CHARGING CENTER WITH METAL BODY



Charging Centers with hidden screw assembly. Charge 12 volt and USB products all at once. RoHs Compliant

Size - 5" x 3.75" x 2.5" deep.

61023USB Black

61024USB White

61025USB Ivory

REPLACE OR ADD A NEW USB OR 12 VOLT CHARGER



61USBKIT1

Charges all **USB compatible** items including Ipad, Iphones, GPS units and more. LED indicator light, 2 USB ports, waterproof cover and quick nut install piece included. Black plastic body. RoHs compliant.



6112VKIT2

Charges all **12 volt compatible** devcies. Includes waterproof cap and quick nut install piece. Black plastic body. RoHs compliant.

DUAL USB CHARGER DUPLEX RECEPTACLE

Provides both USB and electrical power in a standard single-gang electrical opening. Designed to provide more charging options for personal electronics, the USB ports are capable of charging two tablets or phones simultaneously.

The Dual USB Charger Duplex Receptacle includes two 3A/5V USB Ports and two Hubbell Tamper-Resistant 15A/125VAC or 20A/125VAC power outlets, which can be used simultaneously.



61070USB – **White** Double outlet & 3.0 usb charger

61071USB – **Almond** Double outlet & 3.0 usb charger

61072USB – **Black** Double outlet & 3.0 usb charger

DECOR USB CHARGING CENTER

USB Charging station includes two – 2.1 amp chargers in a decorative bezel mount. Just locate a 12 volt power source and installation is easy. ROHS compliant. Size - 3.875" x 3.5" x 2.25".

61030USB – **Black** 2 USB Charger - Decorator

61031USB – **White** 2 USB Charger - Decorator

61032USB – **Almond** 2 USB Charger - Decorator

