

MAIN CONTROLS

Due to the constant evolution of our technologies, it may be possible that some control functions are not compatible to some earlier unit models. For more details, please refer to the compatibility chart on last page.

All Broan wall controls are user-friendly. They were created for people who want to maximise the benefits of their residential ventilation unit. With Broan wall controls, the homeowner's specific needs are fulfilled.



VC0177

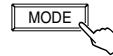
VT9W
Part no. VT9W

- 5 manual modes: RECIRC, 20MIN/H, CONT, SMART and SMART ECO;
- Dehumidistat: When indoor humidity is too high and exceed the set point, unit will exchange air in high speed to take care of excess humidity. The humidity set point can be changed and you may refer to the Installation and Owner Guide;
- Three defrost cycling settings: Standard, Discretion which will defrost at the speed of operation either high or low, ans Plus, which will defrost in high speed for a longer period of time for very cold climate;
- Maintenance indicator;
- At installation, use the VT9W main control to perform electronic balancing, without using balancing dampers.

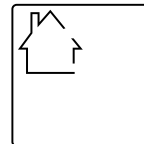
OPERATION MODES



Press the **TURBO** function key to turn the unit on air exchange in high speed during 4 hours, then, the unit will get back to its previous operation mode.

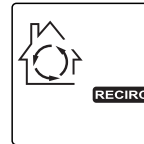


Press the **MODE** key to choose the operation mode of the ventilation unit (except TURBO mode). Operating Mode will then appear on LCD screen (STANDBY, RECIRC, 20 min/h, CONT, SMART).



STANDBY

Put the unit on stand-by mode, so it will only respond to override wall controls (if present). On LCD screen, only the House is visible showing the control is powered on. This is the factory set default mode.



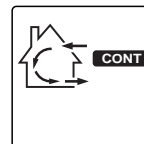
RECIRC

Air is recirculated inside the house on high speed.



20 MIN/H

The ventilation unit exchanges air intermittently on a one hour cycle as follows: OFF for 40 min. (or recirculation for 40 min. on low or high speed, see Settings) and then exchange air during 20 min. on low speed. Repeat cycle after the 20 min. of air exchange.



CONT

Air is exchanged with the outdoors at the minimum blower speed.

SMART

Air exchange is managed according to indoor humidity measured by the wall control and outdoor temperature. In SMART mode, the SMART icon appears as well as the current operating mode called by SMART.

MAIN CONTROLS (CONT'D)



VC0178

VT8W
Part no. VT8W

- Automatic and programmable control (keeps in memory all ventilation settings even after a power failure)
- Digital display with backlight (blue or green)
- Day, hour and periods of the day displayed
- Dynamic exchange and recirculation indicators, and also indoor and outdoors temperature
- Maintenance indicator



VC0179

VT7W
Part no. VT7W

- Allows the user to choose either the manual modes or the automatic mode (dehumidistat)
- 1" x 1" LCD display
- Digital display with blue backlighting
- Dynamic exchange and recirculation* indicators
- Interior relative humidity displayed
- Maintenance indicator

OPERATION MODES

SMART MODE SMART Mode

Our latest innovation! This mode optimizes automatically the ventilation functions to ensure reaching an unsurpassed comfort in the house.

VENT VENT MODE

In this mode, the air exchange with the outside is performed with the speed (OFF, MIN or MAX) or with a 20, 30 or 40-minute per hour cycle, according to the user's choice.

RECIRC RECIRC MODE


In this mode, the user decides to recirculate the air inside his house (OFF, MIN, MAX or OFF, MAX, according to the unit).

PROG PROG MODE


The ventilation unit operation is factory set for all 4 periods (morning, day, evening and night), for week days and week end days. However, these settings can be modified by the user to meet his own needs.


OPERATION MODES

 **RECIRC Mode***
In this mode, the air is recirculated inside the house at high speed.

 **20 MIN/H MODE**
The ventilation unit exchanges air intermittently on a one-hour cycle as follows: OFF for 40 min. (or recirculation* on high or low speed for 40 min.) and then exchanges air during 20 min. on low speed. Repeats cycle after the 20 min. of air exchange.

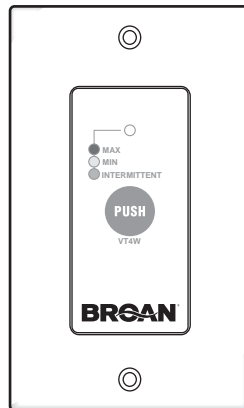
 **MIN MODE**
Air is exchanged with the outside on low speed.

 **MAX MODE**
Air is exchanged with the outside on high speed.

 **HYGROMETER**
In the operating modes listed above, select a dehumidistat override so that if the relative humidity (RH) in the house exceeds the RH setting previously stored, the ventilation unit will exchange in high speed until the target indoor RH setting is reached.

* Recirculation is not available to all units. For more details, please refer to the compatibility chart on last page.

MAIN CONTROLS (CONT'D)



VC0070

VT4W
Part no. VT4W

The light indicator of this wall control shows clearly in which operating mode the unit is.

This push-button control has three functions:

- Intermittent (unit is OFF during 40 minutes and then perform low speed air exchange with the outdoors during 20 minutes)
- Min (low speed air exchange)
- Max (high speed air exchange)

NOTE: Wall control appearance may slightly vary.



VC0180

VT6W
Part no. VT6W

The VT6W main control adjusts the air supply speed using the sliding button: OFF, MIN (low speed air exchange) and MAX (high speed air exchange). Also, the maximum humidity level for your house is selected by the knob.

AUXILIARY CONTROLS



VC0183

VB60W PUSH BUTTON
Part no. VB60W

This timer allows the unit to turn on high speed during 20, 40 or 60 minutes to expel rapidly indoor stale air. Within 2 seconds, press once for 20 minutes, twice for 40 minutes or three times for a 60-minute activation. Press another time to deactivate.

NOTE: Push button appearance may slightly vary.



VC0183

VB20W
Part no. VB20W

This timer allows the unit to provide 20 minutes of high speed ventilation at the push of a button, to expel rapidly indoor stale air. Lighted when activated, up to five of them can be installed (e.g.: in bathroom, kitchen, laundry room, etc.).

NOTE: Push button appearance may slightly vary.



VC0181

59W
Part no. 59W

This timer allows for 10 to 60 minutes of high speed operation, to expel rapidly indoor stale air. Can be installed in bathrooms kitchen or laundry room.

WALL CONTROL COMPATIBILITY CHART

The VB20W push-button timer is compatible with all units, whereas the 59W crank-timer is compatible with all units, except for the ERVS100S unit.

Model no.	Name	VT9W	VT8W version 4.04 and up (NOTE 1)	VT7W version 2.04 and up (NOTE 1)	VT4W	VT6W	VB60W
ERV140TE	ERV140TE		PJ1214xxxxxx (NOTE 2)	PJ1214xxxxxx (NOTE 2)			
HRV160TE	HRV160TE						
HRV160T	HRV160T						
ERV200TE, HRV200TE, ERV250TE & HRV250TE	ERV200TE, HRV200TE, ERV250TE & HRV250TE						
ERV70T, ERV70S	ERV70T, ERV70S						
HRV80T, HRV80S	HRV80T, HRV80S						
HRV90T, HRV90S	HRV90T, HRV90S						
HRV150S	HRV150S			NOTE 4			
HRV190S	HRV190S			NOTE 4			
ERV180S	ERV180S			NOTE4			
ERV110T	ERV110T						BL101702xxxx (NOTE 3)
ERV110S	ERV110S						BK101702xxxx (NOTE 3)
ERV120T	ERV120T						LD711702xxxx (NOTE 3)
ERV120S	ERV120S						LC711702xxxx (NOTE 3)
HRV120T	HRV120T						LF711702xxxx (NOTE 3)
HRV120S	HRV120S						LE711702xxxx (NOTE 3)
ERV100SP	ERV100SP						
ERV100S	ERV100S			NOTE 4			
ERVS100S	ERVS100						
HRVH100S & ERVH100S	HRVH100S & ERVH100S						
HRV150FLS & HRV190FLS	HRV150FL & HRV190FL						
HRV130FL & ERV130FL	HRV130FLS & ERV130FLS			NOTE 4			

NOTE 1: Wall control including configurable low speed recirculation in intermittent mode.

NOTE 2: Low speed recirculation in intermittent mode starts with this unit serial number.

However, this control remains compatible with units with serial number under this one.

NOTE 3: The compatibility starts from this unit serial number.

NOTE 4: Recirculation mode is not available for this unit.

	Compatible
	Not compatible
Letters and numbers	This code is the serial number of the ventilation unit; consider only the letters and numbers mentioned, not the "xxx". E. g.: ERV140TE with serial number PJ12150004007 is fully compatible with VT8W version 4.04 and VT7W version 2.04 (PJ1215 is higher than PJ1214).

Subject to change without prior notice.

