



FG500NS

In just 5 minutes you can add LED lighting to your bathroom.



Easily convert a non-lighted fan to a fan-light. Effective LED task lighting (equivalent 60W).



Stays cleaner longer. Fewer vent slots to clean, low-profile, streamlined design.




Fastest bath fan upgrade—5 minute, no cut, quick connect install.

NO CUT
5MIN
INSTALL


Hides existing dry wall cuts—no cutting or professional installation required.

Add LED lighting to your bath fan with an easy-to-install grille upgrade kit.

Compatible with these Broan fan models:

If your grille looks like this	Compatible with these models*
	Broan: 576, 670, 671, 674, 676, 678, 679, 680, 683, 684, 688, 689, 770, 771, 784, 679L, 683L, E050, E070, HD50, HD50L, HD80, HD80L
	Existing fan housing sizes
	7½" x 7¼" and 8" x 8¼"

Compatible with these NuTone fan models:

If your grille looks like this	Compatible with these models*
	NuTone: 695, 763, 6950, 50NT, 684NT, 696N, 696NO, 763N, 80NT, HD50LNT, HD50NT, HD80LNT, HD80NT
	Existing fan housing sizes
	7½" x 7¼" and 8" x 8¼"


*No other usage has been tested and authorized by Broan-NuTone LLC. For ceiling mount applications only.



Remove the old grille and unplug the motor.



Choose grille springs matched to your fan model. **Left:** Factory-installed grille springs for fan models: 688, 671, 678 and 771. **Right:** Replace factory-installed grille springs with larger springs for fan models: 770, 676, 679 and 683.



Attach the grille to the fan housing with one grille spring. Plug the motor into the pass-through plug and the pass-through plug into the fan receptacle.



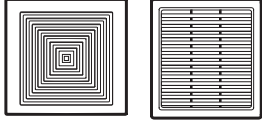
Attach the second grille spring to the fan and push the grille assembly against ceiling. You're done!

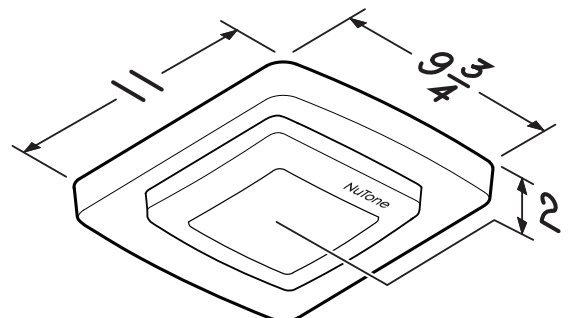



Watch the installation video youtu.be/Gzt20CAM25M

Easy installation steps:

The fastest bath fan upgrade - turns a non-lighted bath fan into a beautiful LED lighted unit.

FEATURES	
Design	Low-profile. Fewer vent slots to clean. Stays cleaner longer.
Fits Broan and NuTone fans with grilles shown	
Color	Bright white. Coordinates with most white ceiling paint.
Lighting	Soft LED illuminates darker areas of the bathroom.
Installation	DIY retrofit hides existing drywall cuts.
Average install time	5 minutes
Grille springs	Includes two sets of springs - allows use with multiple models.
LIGHTING SPECIFICATIONS	
Lumens	750
Correlated Color Temperature (CCT)	3000K
Color Rendering Index (CRI)	80
Efficacy (lumens/Watt)	50
Rated Life	25,000 hours
Dimming Compatible	No
ELECTRICAL SPECIFICATIONS	
Volts	120 VAC
Hertz	60 Hz
Amps	0.15 A (Add to fan Amps for total current draw.)
Safety Tested	For use in USA (UL File No. E17814) U.L. Listed for use over bathtubs and showers when connected to a GFCI protected branch circuit.
FOR USE ONLY WITH THESE FAN MODELS	
ABC Co. NCF80, Acme VQ50, VQ80, American Coolair CF670A1151, CF684A1151, Broan 576, 670, 671, 674, 676, 678, 679, 680, 683, 684, 688, 689, 770, 771, 784, 679L, 683C, 683L, E050, E070, ED50L, HD50, HD50L, HD80, HD80L, Carnes VCDD005C, VCDD008C, Fantech 6CEV005A, 6CEV008A, Greenheck SP-C50, Jenn Fan FF50, FF50E, FF80, Nautilus N671, N676, N678, N679, N680, N688, NuTone 695, 763, 6950, 50NT, 684NT, 696N, 696N0, 763N, 763NC, 80NT, 80NTE, HD50LNT, HD50NT, HD80LNT, HD80NT, Penn Z1, ZL1, ZL2, Twin City T050, T080, US Fan Intl UVQ50, UVQ80 Does not work with fans with attached decorative lighting fixtures.	



Dimensions shown in inches.

Compatible with existing fan housing dimension of 7½" x 7¼" and 8¼" x 8". See chart above for specific models.



LED GRILLE UPGRADE - FG500N