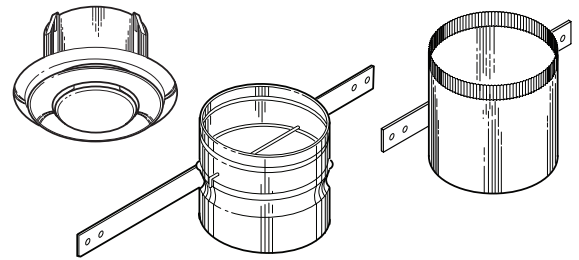
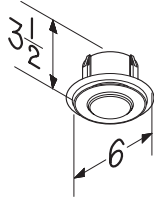


INLET GRILLES & MOUNTING SLEEVES



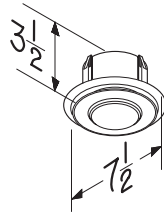
CVG4

- Inlet Grille for In-Line Ventilators
- Adjustable air flow
- Fits 4" diameter rigid metal duct



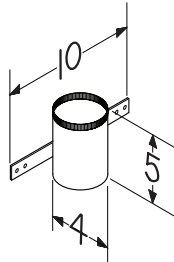
CVG6

- Inlet Grille for In-Line Ventilators
- Adjustable air flow
- Fits 6" diameter rigid metal duct



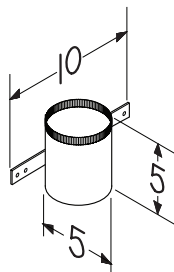
CVL4

- Mounting Sleeve
- Use with CVG4 and 4" diameter rigid metal duct



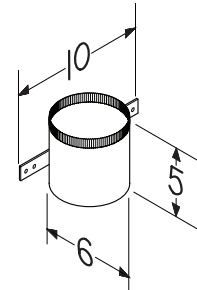
CVL5

- Mounting Sleeve
- Use with CVG4 and 5" diameter rigid metal duct



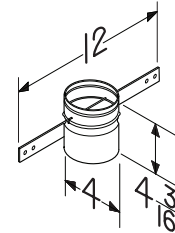
CVL6

- Mounting Sleeve for Inlet Grille
- Use with CVG6 and 6" diameter rigid metal duct



CVLD4

- Mounting Sleeve with Damper
- Use with CVG4 and 4" diameter rigid metal duct



CVLD6

- Mounting Sleeve with Damper
- Use with CVG6 and 6" diameter rigid metal duct

