


Broan-NuTone® Dimmer Switch Selection Guide

The brightness level of some Broan® and NuTone® bathroom exhaust fan/lights can be changed using certain dimmer switches. This guide will help to determine what kind of dimmer switch should be used for each different Broan® or NuTone® fan/light style. See below for the step-by-step instructions:

- 1) Determine the lighting type and lighting load of the bathroom fan/light that will be dimmed. This information will be located in the fan's specification sheet
 - a. For example: 11-watt lighting load and LED lighting type (see AE80LK) OR
 - b. 18-watt lighting load and fluorescent lighting type (see QTXE080FLT)
- 2) Next, go to the website of a dimmer switch manufacturer (Leviton and Lutron are two popular options) and determine which dimmer controls they have that can be used with the fan's lighting type (LED, CFL, incandescent, etc.). In general, dimming can be performed with reverse-phase or forward-phase switches. Reverse-phase typically provides better results for LED bulbs
- 3) Knowing the proper dimmer type and lighting load/type, select a dimmer that is rated high enough for the lighting load that it will be controlling. The dimmer's power rating will need to be greater than or equal to the lighting load on the bathroom fan.
 - a. See end of this guide for a step-by-step example of how to find a dimmer on Lutron's website

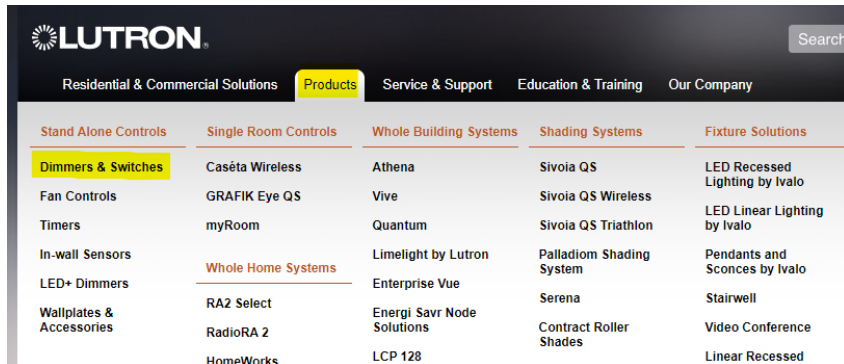
Notes:

- 1) Not all lights on Broan® & Nutone® bathroom fans will be dimmable. This information will be located on the specification sheet
 - a. For example: SurfaceShield™ and Sensonic products ARE NOT dimmable
- 2) In general, LED lighting will perform better with a reverse phase dimmer control
- 3) There may be an audible buzzing sound depending on which dimmer switch and LED light are being used, and the dimming level selected
- 4) The violet light on the SurfaceShield products should not be dimmed as the disinfecting ability will be affected



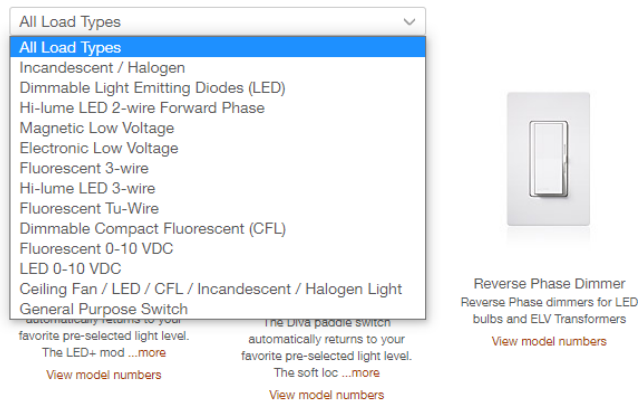
Finding a Dimmer Switch on Lutron's Website

1. Go to Lutron's website
2. Click on "Products" and then on "Dimmers & Switches"



3. Click on a style with the desired look (Example: Diva)
4. Scroll down to select your lighting type in the drop-down menu

Models



5. Once a lighting type has been selected, options for that lighting type will appear. Click "View Model Numbers" to see the different options
6. Select one of the options that is rated high enough for the lighting load of the light