

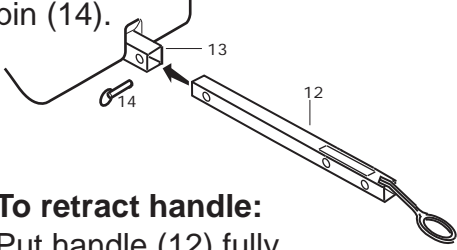
TOTE-ALONG OWNER'S INSTRUCTIONS

30 GALLON - P/N 31342

Assembly/Operating Instructions:

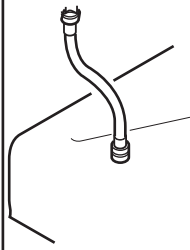
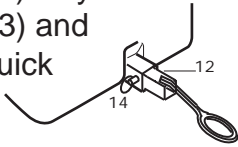
To extend handle:

Pull handle (12) out until it's end hole aligns with socket (13) hole and insert quick release pin (14).



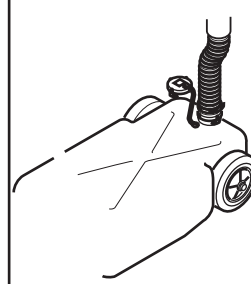
To retract handle:

Put handle (12) fully into socket (13) and secure with quick release pin.



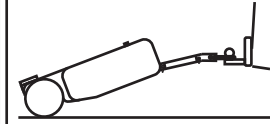
Drain water hook-up:

Connect Tote-Along to coach with filler hose assembly. Vent Tote-Along by loosening 3" cap.



Holding tank hook-up:

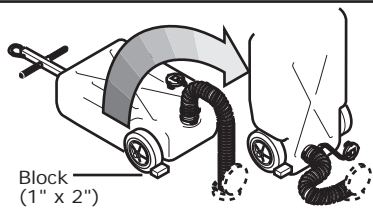
Connect Tote-Along to coach gate valve with straight bayonet adaptor and 3" sewer hose.



Towing tank:

Put tow bracket loop over ball hitch. Do not tow faster than walking speed.

NOTE: Towing a Tote-Along in excess of walking speed can result in considerable damage to tank or wheels. Damage of this nature is NOT covered under warranty.




Emptying:

Un-hook Tote-Along from coach. Pull to approved dump station. Vent Tote-Along by loosening 3/4" cap. Connect hose and adaptor to tank. Insert hose into riser of dump station. Raise tank to 90° to dump.

Cleaning:

Attach hose to filler hose assembly and flush tank thoroughly.



HELPFUL TIPS: THE SEWER HOSE HAS TO FIT SNUGLY TO PREVENT LEAKAGE. THE EASIEST WAY TO GET SEWER HOSE TO FIT ONTO ADAPTOR IS TO HEAT IT (EX. BLOW DRYER). IT WILL EXPAND SO YOU CAN EASILY THREAD IT ONTO ADAPTOR. SECURE WITH HOSE CLAMP. ANOTHER OPTION IS TO HAVE PATIENCE AND HOLD A COUPLE OF THE THREADS ON ONE SIDE, WHILE TRYING TO GET THE THREADS ALL THE WAY AROUND THE ADAPTOR--IT CAN BE DONE (I TRIED IT AND I AM NOT A PATIENT PERSON).

Parts List:

ITEM	PART NO.	REQ'D	DESCRIPTION
1	26799	1	TANK 30 GALLON
2	20725	2	WHEEL (10")
3	20676	1	AXLE
4	617-0020	2	BUSHING
5	10225	3	HOSE WASHER
6	615-0001	2	PUSH NUT (5/8")
7	11576	1	HOSE CAP (3/4")
8	15655	1	FILLER HOSE ASSEMBLY
9	26060	1	ADAPTOR ASSEMBLY (3")
10	26048	1	CAP (3")
11	25524	1	WARNING LABEL
12	31724	1	HANDLE
13	31724	1	SOCKET
14	643-0024	1	QUICK RELEASE PIN
15	602-0014	8	SCREW
16	619-0011	8	EXTERNAL LOCK WASHER
17	10400	1	HOSE CLAMP
18	12316	1	SEWER HOSE (5')
19	17274	1	WARNING LABEL
20	26097	1	STRAP (3")
21	26096	1	GASKET

